




CHELYABINSK
FORGE-AND-PRESS
PLANT



HARTUNG

special purpose vehicles

About us	3
Low-boy heavy-duty semi-trailers HARTUNG (Loading height from 760 to 920 mm)	
Configuration options	6
Heavy-duty semi-trailer Hartung-9426 (2-axle, load carrying capacity 20 - 30 ton)	8
Heavy-duty semi-trailer Hartung-9433 (3-axle, load carrying capacity 35 - 45 ton)	14
Heavy-duty semi-trailer Hartung-94333 (4-axle, load carrying capacity 50 - 55 ton)	20
Heavy-duty semi-trailer Hartung-94331 (5-axle, load carrying capacity 60-65 ton)	26
Heavy-duty semi-trailer Hartung-9436 (6-axle, load carrying capacity 70 - 75 ton)	30
Heavy-duty semi-trailer Hartung-8426 (3-axle, load carrying capacity 25 - 26 ton)	32
Cross-country high-bed heavy-duty semi-trailers HARTUNG (Loading height from 1100 to 1350 mm)	
Configuration options	36
Heavy-duty semi-trailer Hartung -94332 (2-axle, load carrying capacity 20-40 ton)	38
Heavy-duty semi-trailer Hartung -94334 (3-axle, load carrying capacity 30 - 50 ton)	42
Heavy-duty semi-trailer Hartung -94335 (3-axle, load carrying capacity 55 -75 ton)	48
Heavy-duty semi-trailer Hartung -9434 (4-axle, load carrying capacity 55 - 60 ton)	52
Heavy-duty semi-trailer Hartung -94337 (4-axle, load carrying capacity 85 ton)	54
Semi-trailers HARTUNG	
Drop-side semi-trailer HARTUNG-9428 and 9427 (2-axle, load carrying capacity 17-27 ton)	58
Drop-side semi-trailer HARTUNG-9438 (3-axle, load carrying capacity 25-36 ton)	60
Short-logger semi-trailer HARTUNG	62
Panel semi-trailer HARTUNG	62
Trailers HARTUNG	
Dump-trailer HARTUNG -8559 (load carrying capacity 8-15 ton)	66
Short-logger trailer HARTUNG -8333 (load carrying capacity 27.5 ton)	66

January, 2013



JSC “Chelyabinsk Forge-and-Press Plant” is one of the leading manufacturers of semi-trailers, forgings, sheet-metal stampings, machined components and steel wheels.

Starting from 1998 CHPZ manufactures wide range of semi-trailers under brand “HARTUNG”:

- Low-boy heavy-duty semi-trailers,
- High-bed heavy-duty semi-trailers,
- Drop-sides cross-country semi-trailers (short-log trailers/pipe carriers),
- Short-log trailers and semi-trailers, dump trailers and semi-trailers, panel semi-trailers.

High quality of our products is provided by the following factors:

1. Quality Management system:

- Production is certified according to ISO TS 16949:2009, ISO 9001:2008, ISO 14001;
- Implementation of lean manufacturing principles and Kaizen;
- Incoming control of metal, materials and components;
- Quality of weld seam and painting is controlled by tools;
- 3 year warranty for frame and ramps (or 100 000 km).



2. Use of high quality components and materials from world leading suppliers:

- Axles and suspension by BPW, Gigant, SAF-Holland;
- Fluid drive brake system by ABS, EBS Wabco;
- Landing gears, kingpins, turning circle by JOST, GF, SAF-Holland;
- Tyres by Michelin, Continental and etc.;
- High-strength steels S700, 10XCHД and etc.;
- Paint by Jotun and etc.



3. State-of-the-art equipment and modern production:

- plasma cutting machines;
- forging presses up to 6300 ton/force;
- argon welding ;
- shot-blasting before painting ;
- high-quality painting and drying in new painting booth.



4. High-skilled personnel.





HARTUNG

Low-boy heavy-duty semi-trailers

Loading height from 760 to 920 mm.



CHELYABINSK
FORGE-AND-PRESS
PLANT

Low-boy heavy-duty semi-trailers HARTUNG 2-axle (carrying capacity 20 - 30 ton)



HARTUNG-9426

Model	9426-0000060	9426.2-0000010	9426.5-0000010
Cargo weight, kg	28 000	26 000	26 000
Unladen mass, kg	8 000	10 000	8 700
Gross vehicle weight, kg	36 000	36 000	34 700
Distribution of gross vehicle weight, kg			
on the fifth wheel	14 000	14 000	14 700
on the dolly	22 000	22 000	20 000
Operation platform dimensions, mm			
Length/distance to ramps	8 500/9 300	10 400/11 980	9 000/9 800
Width/with extension	2 500/3 000	2 500/3 000	2 500/3 000
Suspension	Dependent spring suspension	Dependent spring suspension	Pneumatic Gigant
Wheels/Tyres	disc wheel, rim 6,75-17,5/235/75 R17,5	disc wheel, rim 6,75-17,5/ 235/75 R17,5	disc wheel, rim 6,75-17,5/235/75 R17,5
Number of axles/wheels	2/ 8+1 spare wheel	2/ 8+1 spare wheel	2/ 8+1 spare wheel
Kingpin diameter, inch	2	2	2
Type of extension	Telescopic	Telescopic	Telescopic
Ramps	Mechanical, spring-type	Rampants	Mechanical, spring-type
Ramps angle	13°	16°	13°
Maximum speed, with cargo loaded, km/h	65	65	65

Design options:

Suspension (BPW, Gigant etc.)

- Dependent spring suspension
- Pneumatic suspension

Ramps:

- mechanical (one and two-section),
- hydraulic (one and two-section),
- rampants

- attachable, light-alloy

Without ramp (flat platform)

Platform floor:

- metallic
- combined with wooden parts

The following parameters can be changed:

- Fifth wheel height
- Operating platform dimensions (length and width)

Options:

Telescopic extensions

Bolsters:

- Attachable
- Telescopic on the frame
- Telescopic in the frame

Anti-slide rails around operating platform

Supporting bars

Electric or hydraulic hoists, chains, turnbuckle etc.

Independent hydraulic power unit with accumulator battery

Platform on the gooseneck + drop-sides on gooseneck

- Steel, removable
- Aluminum, removable

Drop-sides around the platform

Structure and curtain

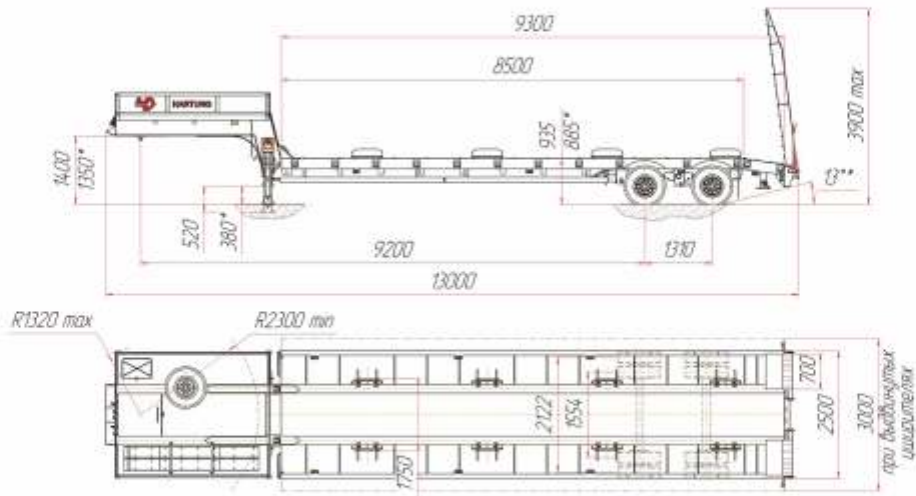
- On gooseneck
- On the whole semi-trailer

Additional rotation axle

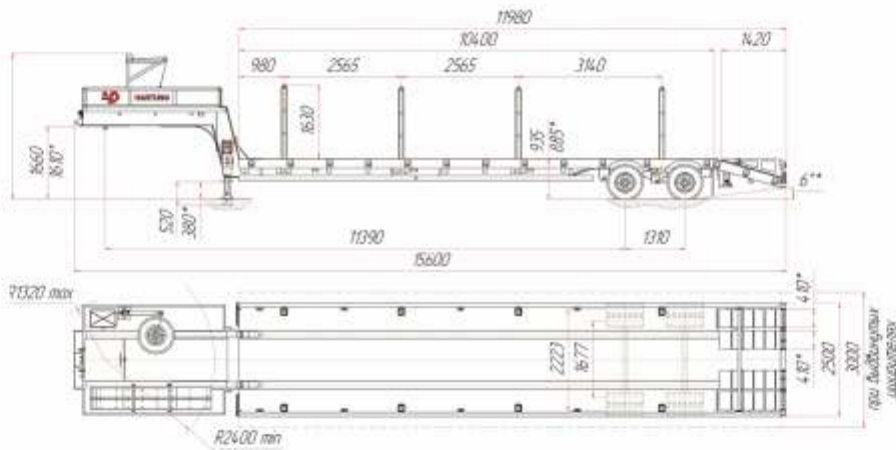
Idle axle

Fixtures for fastening containers

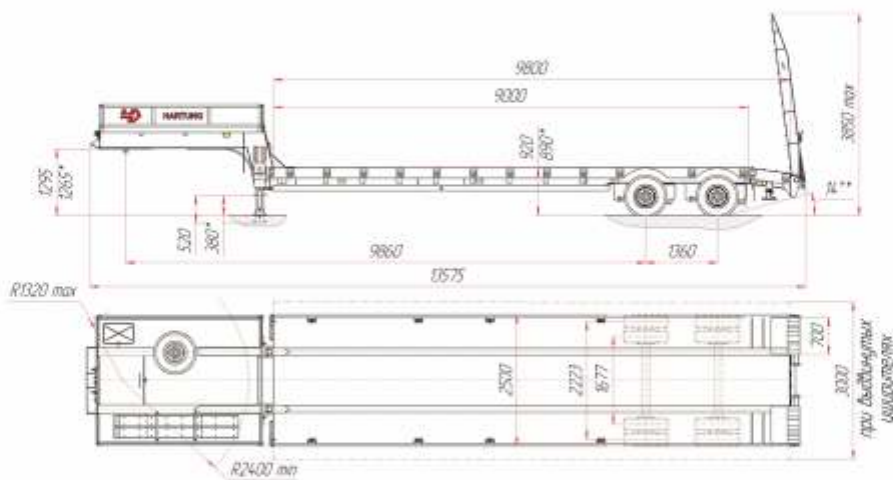
HARTUNG-9426-0000060



HARTUNG-9426.2-0000010



HARTUNG-9426.5-0000010



* - dimensions given for gross weight vehicle

Low-boy heavy-duty semi-trailers HARTUNG 2-axle, (load carrying capacity 20-30 ton)



HARTUNG-9426

Model	9426.12-0000010	9426.16-0000010	9426.21-0000010
Cargo weight, kg	25 500	24 000	26 000
Unladen mass, kg	10 500	10 000	10 000
Gross vehicle weight, kg	36 000	34 000	36 000
Distribution of gross vehicle weight, kg			
on the fifth wheel	14 000	14 000	14 000
on the dolly	22 000	20 000	22 000
Operation platform dimensions, mm			
Length/distance to ramps	11 000/11 800	10 000/10 800	10 880/12 635
Width/with extension	2 500/3 000	2 500/3 000	2 500/3 000
Suspension	Pneumatic BPW	Dependent spring suspension BPW	Pneumatic BPW
Wheels/Tyres	disc wheel, rim 6,75-17,5/ 235/75 R17,5	disc wheel, rim 6,75-17,5/ 235/75 R17,5	disc wheel, rim 6,75-17,5/ 235/75 R17,5
Number of axles/wheels	2/ 8+1 spare wheel	2/ 8+2 spare wheel	2/ 8+1 spare wheel
Kingpin diameter, inch	2	2	2
Type of extension	Telescopic	Telescopic	Telescopic
Ramps	With hydraulic drive	Mechanical, spring-type	Rampants
Ramps angle	6° (8°)	13°	14°
Maximum speed, with cargo loaded, km/h	65	65	65

Design options:

Suspension (BPW, Gigant etc.)

- Dependent spring suspension
- Pneumatic suspension

Ramps:

- mechanical (one and two-section),
- hydraulic (one and two-section),
- rampants
- attachable, light-alloy
- Without ramp (flat platform)

Platform floor

- metallic
- combined with wooden parts

The following parameters can be changed:

- Fifth wheel height
- Operating platform dimensions (length and width)

Options:

Telescopic extensions

Bolsters:

- Attachable
- Telescopic on the frame
- Telescopic in the frame

Anti-slide rails around operating platform

Supporting bars

Electric or hydraulic hoists, chains, turnbuckle etc.

Independent hydraulic power unit with accumulator battery

Platform on the gooseneck + drop-sides on gooseneck

- Steel, removable
- Aluminum, removable

Drop-sides around the platform

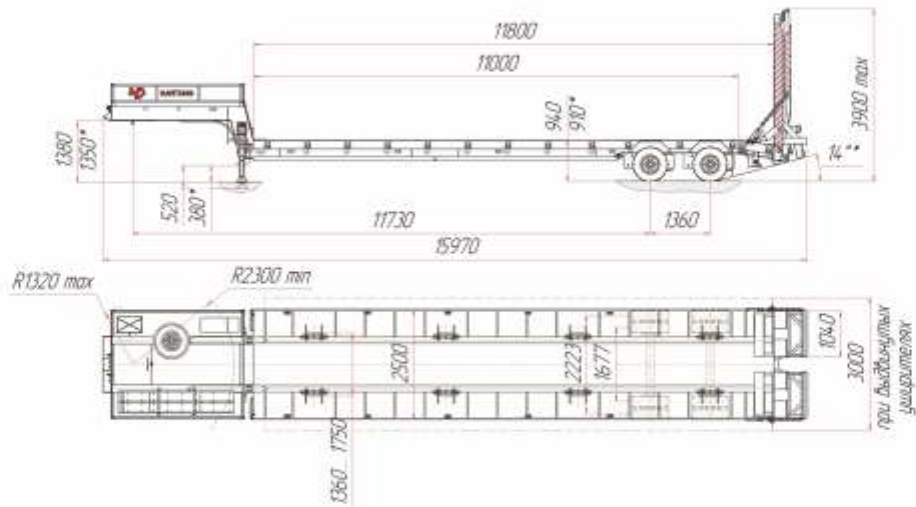
Structure and curtain

- On gooseneck
- On the whole semi-trailer

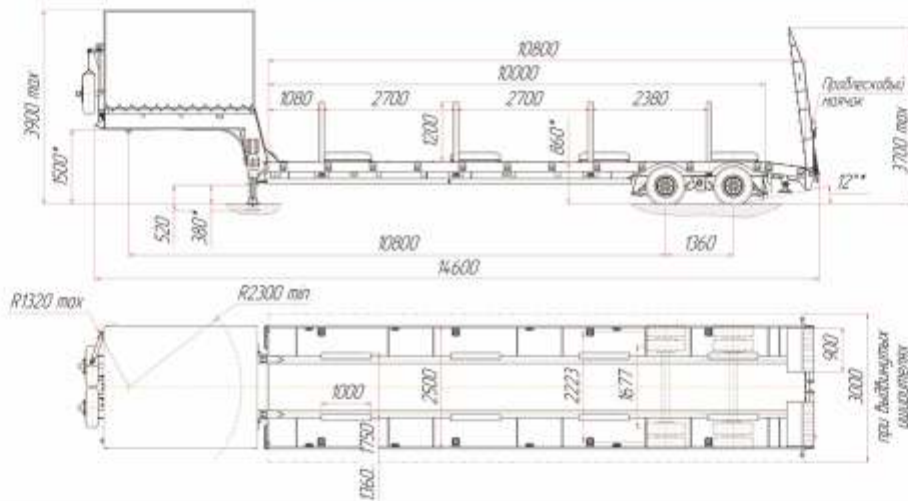
Idle axle

Fixtures for fastening containers

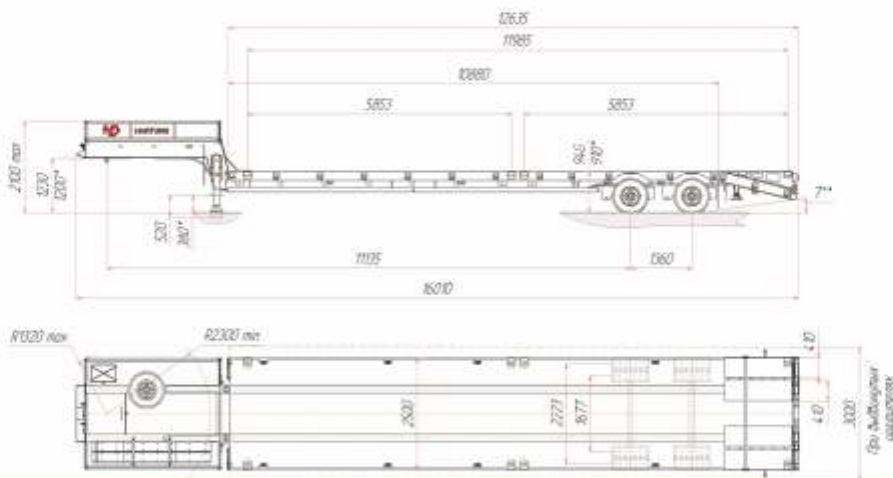
HARTUNG-9426.12-0000010



HARTUNG-9426.16-0000010



HARTUNG-9426.21-0000010



* - dimensions given for gross weight vehicle

Low-boy heavy-duty semi-trailers HARTUNG 2-axle, (load carrying capacity 20-30 ton)



HARTUNG-9426

Model	9426.38-0000010	9426.22-0000010	9426.55-0000010
Cargo weight, kg	28 000	28 000	27 000
Unladen mass, kg	9 500	10 000	9 000
Gross vehicle weight, kg	37 500	38 000	36 000
Distribution of gross vehicle weight, kg			
on the fifth wheel	15 500	16 000	14 000
on the dolly	22 000	22 000	22 000
Operation platform dimensions, mm			
Length/distance to ramps	8 500/9 300	10 400/12 160	8 500/9 300
Width/with extension	3 000/3 500	2 500/3 000	2 500/3 000
Suspension	Dependent spring suspension BPW	Pneumatic BPW	Dependent spring suspension BPW
Wheels/Tyres	disc wheel, rim 6,75-17,5/ 235/75 R17,5	disc wheel, rim 6,75-17,5/ 235/75 R17,5	disc wheel, rim 6,75-17,5/ 235/75 R17,5
Number of axles/wheels	2/ 8+1 spare wheel	2/ 8+1 spare wheel	2/ 8+1 spare wheel
Kingpin diameter, inch	2	2	2
Type of extension	Telescopic	Telescopic	Telescopic
Ramps	Mechanical, spring-type	Rampants	Mechanical, spring-type
Ramps angle	13°	14°	13°
Maximum speed, with cargo loaded, km/h	65	65	65

Design options:

Suspension (BPW, Gigant etc.)

- Dependent spring suspension
- Pneumatic suspension

Ramps:

- mechanical (one and two-section),
- hydraulic (one and two-section),
- rampants
- attachable, light-alloy
- Without ramp (flat platform)

Platform floor

- metallic
- combined with wooden parts

The following parameters can be changed:

- Fifth wheel height
- Operating platform dimensions (length and width)

Options:

Telescopic extensions

Bolsters:

- Attachable
- Telescopic on the frame
- Telescopic in the frame

Anti-slide rails around operating platform

Supporting bars

Electric or hydraulic hoists, chains, turnbuckle etc.

Independent hydraulic power unit with accumulator battery

Platform on the gooseneck + drop-sides on gooseneck

- Steel, removable
- Aluminum, removable

Drop-sides around the platform

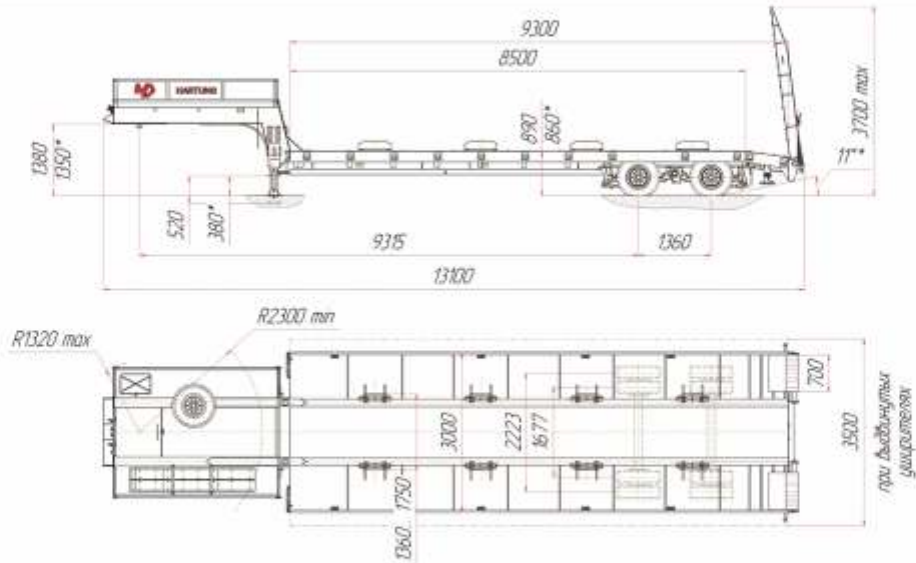
Structure and curtain

- On gooseneck
- On the whole semi-trailer

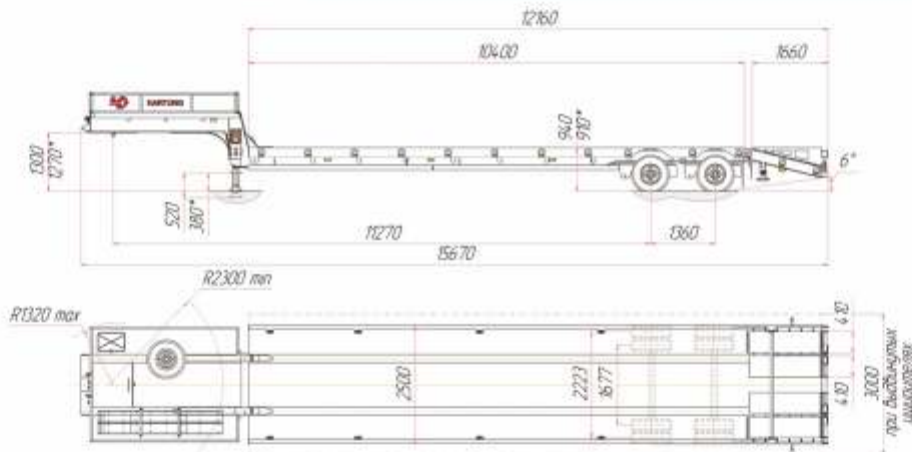
Idle axle

Fixtures for fastening containers

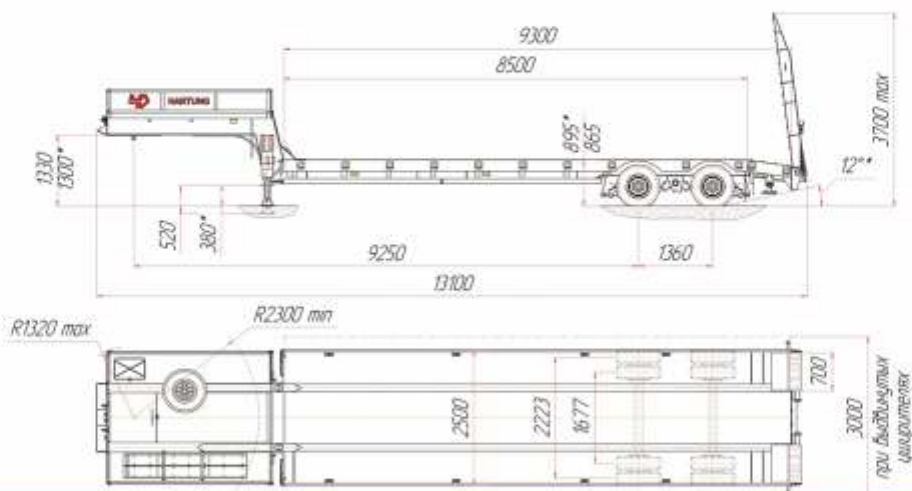
HARTUNG-9426.38-0000010



HARTUNG-9426.22-0000010



HARTUNG-9426.55-0000010



* - dimensions given for gross weight vehicle



Low-boy heavy-duty semi-trailers HARTUNG 3-axle, (load carrying capacity 35-45 ton)



HARTUNG-9433

Model	9433.12-0000010	9433.29-0000010	9433.66-0000010
Cargo weight, kg	41 000	39 500	40 000
Unladen mass, kg	9 000	10 500	10 000
Gross vehicle weight, kg	50 000	50 000	50 000
Distribution of gross vehicle weight, kg			
on the fifth wheel	17 000	17 000	17 000
on the dolly	33 000	33 000	33 000
Operation platform dimensions, mm			
Length/distance to ramps	7 000/7 550	10 700/12 330	8 500/9 050
Width/with extension	2 500/3 000	2 500/3 000	2 500/3 000
Suspension	Pneumatic BPW	Pneumatic	Pneumatic BPW
Wheels/Tyres	disc wheel, rim 6,75-17,5/ 235/75 R17,5	disc wheel, rim 6,75-17,5/ 235/75 R17,5	disc wheel, rim 6,75-17,5/ 235/75 R17,5
Number of axles/wheels	3/ 12+2 spare wheels	3/ 12+2 spare wheels	3/ 12+2 spare wheels
Kingpin diameter, inch	2	2	2
Type of extension	Telescopic	Telescopic	Telescopic
Ramps	Attachable, low-alloy	Rampants	Attachable, low-alloy
Ramps angle	18°	14°	18°
Maximum speed, with cargo loaded, km/h	65	65	65

Design options:

Suspension (BPW, Gigant etc.)

- Dependent spring suspension
- Pneumatic suspension

Ramps:

- mechanical (one and two-section),
- hydraulic (one and two-section),
- rampants
- attachable, light-alloy
- Without ramp (flat platform)

Platform floor

- metallic
- combined with wooden parts

The following parameters can be changed:

- Fifth wheel height
- Operating platform dimensions (length and width)

Options:

Telescopic extensions

Bolsters:

- Attachable
- Telescopic on the frame
- Telescopic in the frame

Anti-slide rails around operating platform

Supporting bars

Electric or hydraulic hoists, chains, turnbuckle etc.

Independent hydraulic power unit with accumulator battery

Platform on the gooseneck + drop-sides on gooseneck

- Steel, removable
- Aluminum, removable

Drop-sides around the platform

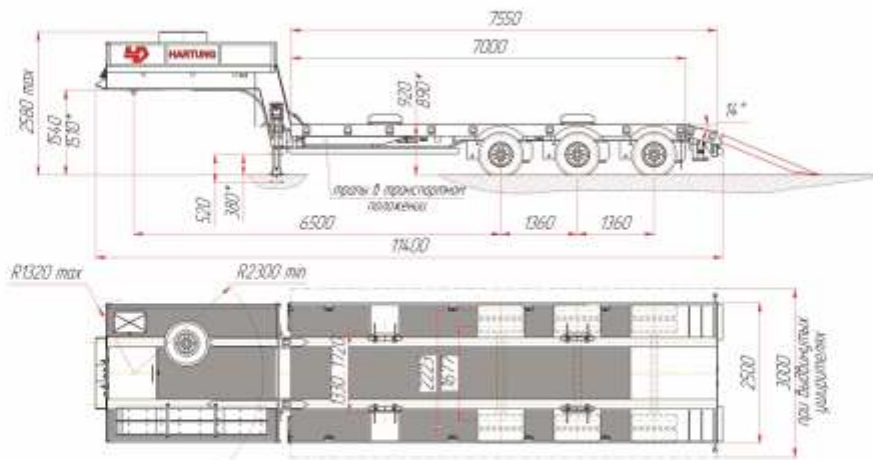
Structure and curtain

- On gooseneck
- On the whole semi-trailer

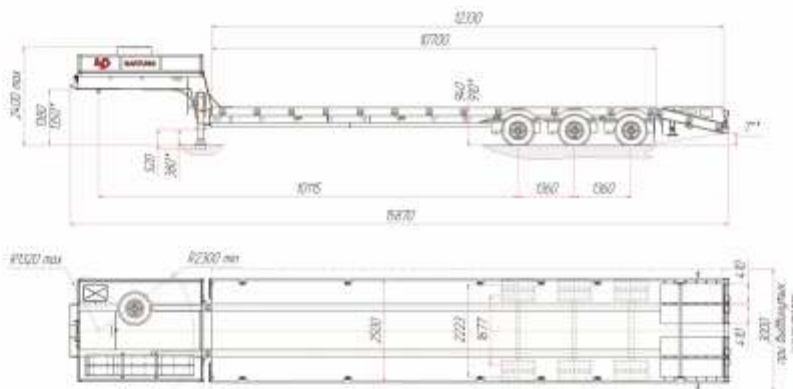
Idle axle

Fixtures for fastening containers

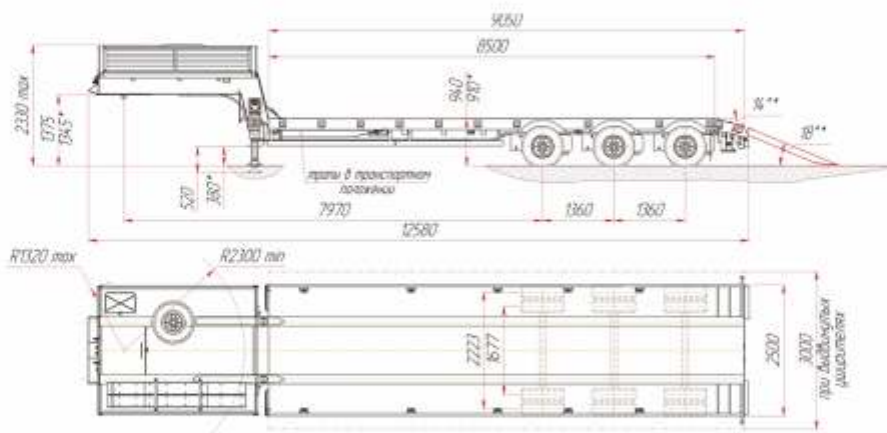
HARTUNG-9433.12-0000010



HARTUNG-9433.29-0000010



HARTUNG-9433.66-0000010



* - dimensions given for gross weight vehicle





HARTUNG-9433

Model	9433.32-0000010	9433.41-0000010	9433.42-0000010
Cargo weight, kg	38 500	39 000	45 000
Unladen mass, kg	11 500	11 000	11 500
Gross vehicle weight, kg	50 000	50 000	56 500
Distribution of gross vehicle weight, kg			
on the fifth wheel	17 000	17 000	25 000
on the dolly	33 000	33 000	31 500
Operation platform dimensions, mm			
Length/distance to ramps	10 000/10 800	9 000/9 800	11 000/11 800
Width/with extension	3 000/3 500	2 500/3 000	2 500/3 000
Suspension	Dependent spring suspension BPW	Pneumatic BPW	Dependent spring suspension
Wheels/Tyres	disc wheel, rim 6,75-17,5/ 235/75 R17,5	disc wheel, rim 6,75-17,5/ 235/75 R17,5	disc wheel, rim 6,75-17,5/ 235/75 R17,5
Number of axles/wheels	3/ 12+2 spare wheels	3 (2+1 rotating)/ 12+2 spare wheels	3/ 12+2 spare wheels
Kingpin diameter, inch	2	2	3,5/2
Type of extension	Telescopic		Telescopic
Ramps	Mechanical, spring-type	With hydraulic drive	Mechanical, spring-type
Ramps angle	13°	6° (8°)	13°
Maximum speed, with cargo loaded, km/h	65	65	65

Design options:

Suspension (BPW, Gigant etc.)

- Dependent spring suspension
- Pneumatic suspension

Ramps:

- mechanical (one and two-section),
- hydraulic (one and two-section),
- rampants
- attachable, light-alloy
- Without ramp (flat platform)

Platform floor

- metallic
- combined with wooden parts

The following parameters can be changed:

- Fifth wheel height
- Operating platform dimensions (length and width)

Options:

Telescopic extensions

Bolsters:

- Attachable
- Telescopic on the frame
- Telescopic in the frame

Anti-slide rails around operating platform

Supporting bars

Electric or hydraulic hoists, chains, turnbuckle etc.

Independent hydraulic power unit with accumulator battery

Platform on the gooseneck + drop-sides on gooseneck

- Steel, removable
- Aluminum, removable

Drop-sides around the platform

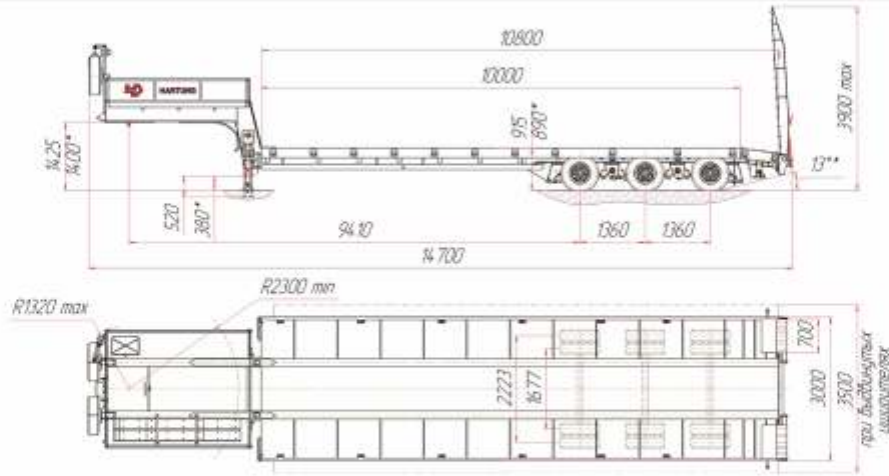
Structure and curtain

- On gooseneck
- On the whole semi-trailer

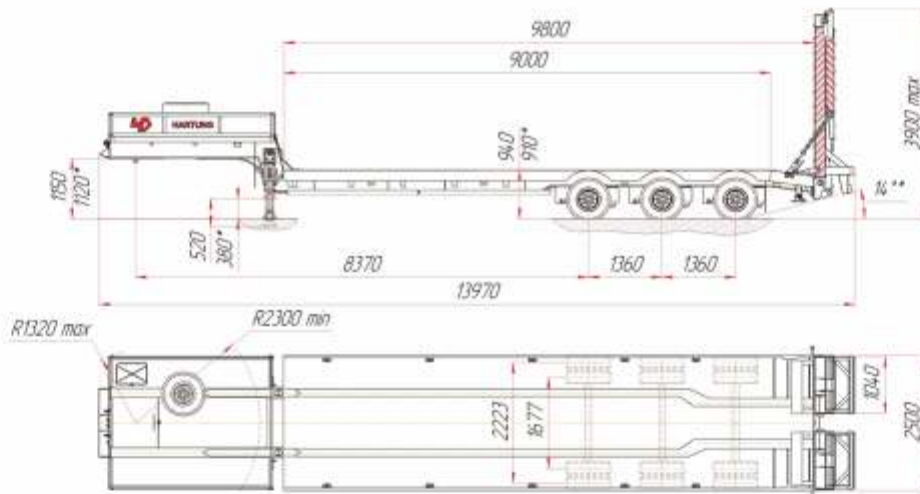
Idle axle

Fixtures for fastening containers

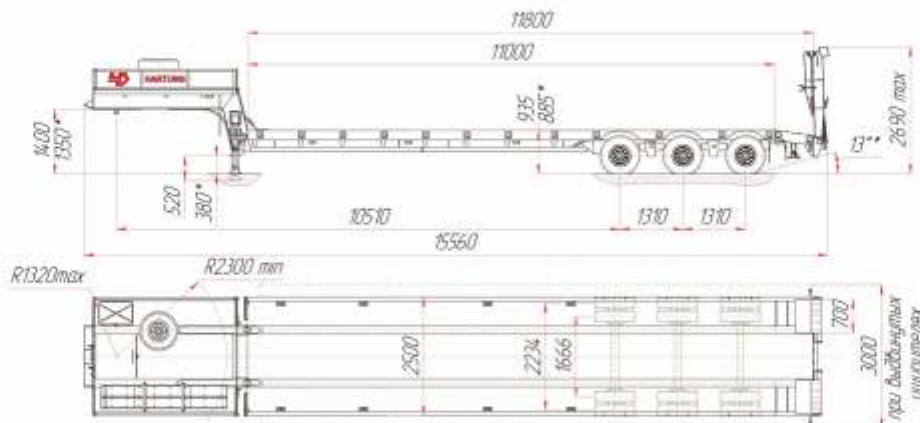
HARTUNG-9433.32-0000010



HARTUNG-9433.41-0000010



HARTUNG-9433.42-0000010



* - dimensions given for gross weight vehicle

Low-boy heavy-duty semi-trailers HARTUNG 3-axle, (load carrying capacity 35-45 ton)



HARTUNG-9433

Model	9433.56-0000010	9433.L5-0000010	9433-0000010
Cargo weight, kg	39 000	39 000	39 000
Unladen mass, kg	11 000	11 000	11 000
Gross vehicle weight, kg	50 000	50 000	50 000
Distribution of gross vehicle weight, kg			
on the fifth wheel	17 000	17 000	17 000
on the dolly	33 000	33 000	33 000
Operation platform dimensions, mm			
Length/distance to ramps	10 700/12 330	10 550/11 350	10 880/11 680
Width/with extension	2 500/3 000	2 500/3 000	2 500/3 000
Suspension	Pneumatic	Pneumatic BPW	Pneumatic BPW
Wheels/Tyres	disc wheel, rim 6,75-17,5/ 235/75 R17,5	disc wheel, rim 6,75-17,5/ 235/75 R17,5	disc wheel, rim 6,75-17,5/ 235/75 R17,5
Number of axles/wheels	3/ 12+2 spare wheels	3/ 12+2 spare wheels	3/ 12+2 spare wheels
Kingpin diameter, inch	2	2	2
Type of extension	Telescopic	Telescopic	Telescopic
Ramps	Rampants	Attachable, light-alloy	Mechanical, spring-type
Ramps angle	14°	18°	13°
Maximum speed, with cargo loaded, km/h	65	65	65

Design options:

Suspension (BPW, Gigant etc.)

- Dependent spring suspension
- Pneumatic suspension

Ramps:

- mechanical (one and two-section),
- hydraulic (one and two-section),
- rampants
- attachable, light-alloy
- Without ramp (flat platform)

Platform floor

- metallic
- combined with wooden parts

The following parameters can be changed:

- Fifth wheel height
- Operating platform dimensions (length and width)

Options:

Telescopic extensions

Bolsters:

- Attachable
- Telescopic on the frame
- Telescopic in the frame

Anti-slide rails around operating platform

Supporting bars

Electric or hydraulic hoists, chains, turnbuckle etc.

Independent hydraulic power unit with accumulator battery

Platform on the gooseneck + drop-sides on gooseneck

- Steel, removable
- Aluminum, removable

Drop-sides around the platform

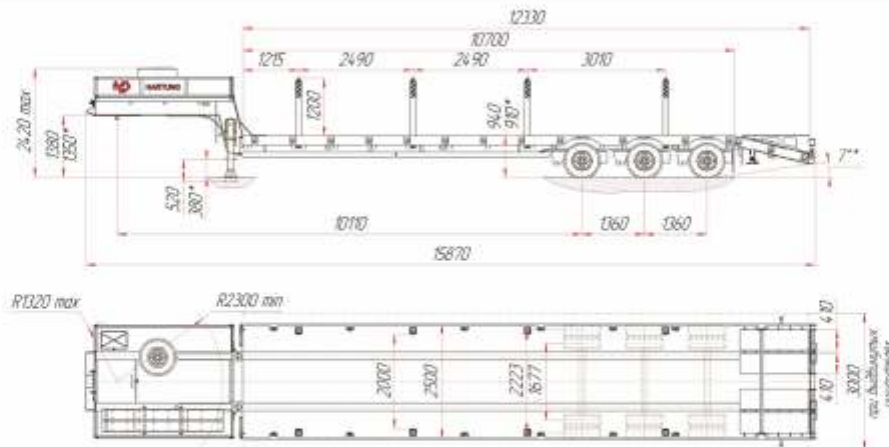
Structure and curtain

- On gooseneck
- On the whole semi-trailer

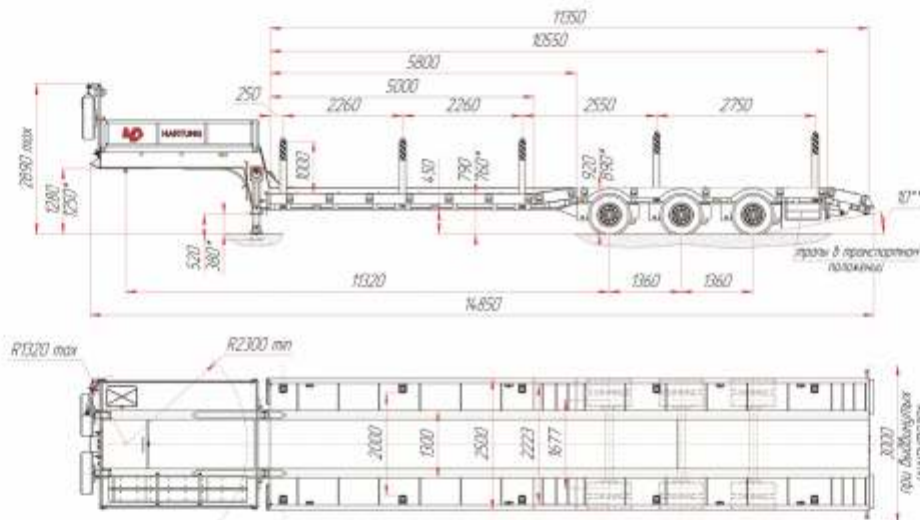
Idle axle

Fixtures for fastening containers

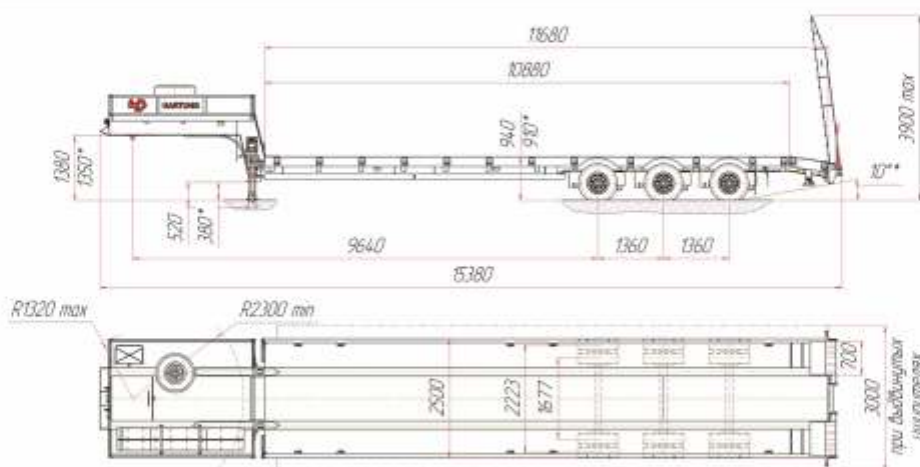
HARTUNG-9433.56-0000010



HARTUNG-9433.L5-0000010



HARTUNG-9433-0000010



* - dimensions given for gross weight vehicle

Low-boy heavy-duty semi-trailers HARTUNG 4-axle, (load carrying capacity 50-55 ton)



HARTUNG-94333

Model	94333.15-0000010	94333.7-0000010	94333.5-0000010
Cargo weight, kg	50 500	53 500	53 000
Unladen mass, kg	15 500	15 500	16 000
Gross vehicle weight, kg	66 000	69 000	69 000
Distribution of gross vehicle weight, kg			
on the fifth wheel	22 000	25 000	25 000
on the dolly	44 000	44 000	44 000
Operation platform dimensions, mm			
Length/distance to ramps	10 000/10 800	11 000/11 800	10 980/11 790
Width/with extension	2 550/3 050	2 550/3 050	2 550/3 050
Suspension	Pneumatic BPW	Pneumatic BPW	Pneumatic BPW
Wheels/Tyres	disc wheel, rim 6,75-17,5/ 235/75 R17,5	disc wheel, rim 6,75-17,5/ 235/75 R17,5	disc wheel, rim 6,75-17,5/ 235/75 R17,5
Number of axles/wheels	4 (2+2 rotating)/ 16+2 spare wheels	4 (3+1 rotating)/ 16+2 spare wheels	4 (3+1 rotating)/ 16+2 spare wheels
Kingpin diameter, inch	3,5/2	3,5/2	3,5/2
Type of extension	Telescopic	Telescopic	Telescopic
Ramps	Mechanical, spring-type	Mechanical, spring-type	Mechanical, spring-type
Ramps angle	13°	13°	13°
Maximum speed, with cargo loaded, km/h	65	65	65

Design options:

Suspension (BPW, Gigant etc.)

- Dependent spring suspension
- Pneumatic suspension

Ramps:

- mechanical (one and two-section),
- hydraulic (one and two-section),
- rampants
- attachable, light-alloy
- Without ramp (flat platform)

Platform floor

- metallic
- combined with wooden parts

The following parameters can be changed:

- Fifth wheel height
- Operating platform dimensions (length and width)

Options:

Telescopic extensions

Bolsters:

- Attachable
- Telescopic on the frame
- Telescopic in the frame

Anti-slide rails around operating platform

Supporting bars

Electric or hydraulic hoists, chains, turnbuckle etc.

Independent hydraulic power unit with accumulator battery

Platform on the gooseneck + drop-sides on gooseneck

- Steel, removable
- Aluminum, removable

Drop-sides around the platform

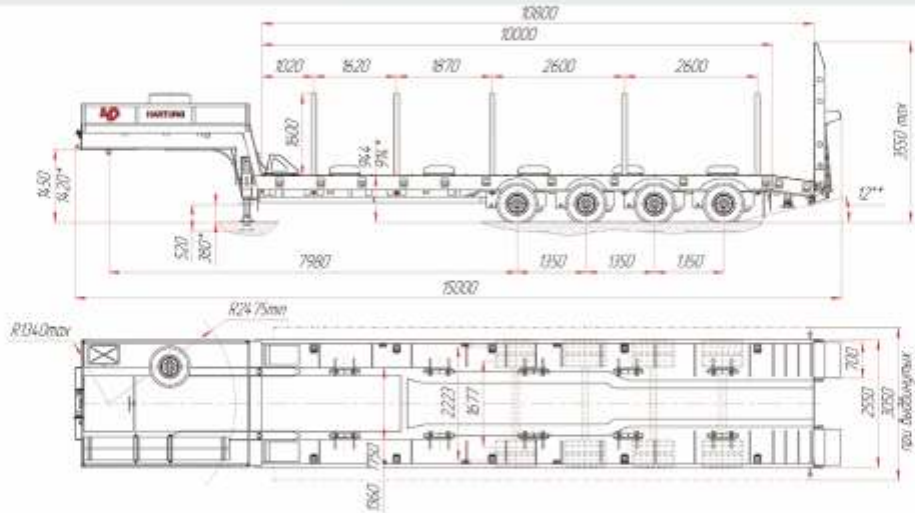
Structure and curtain

- On gooseneck
- On the whole semi-trailer

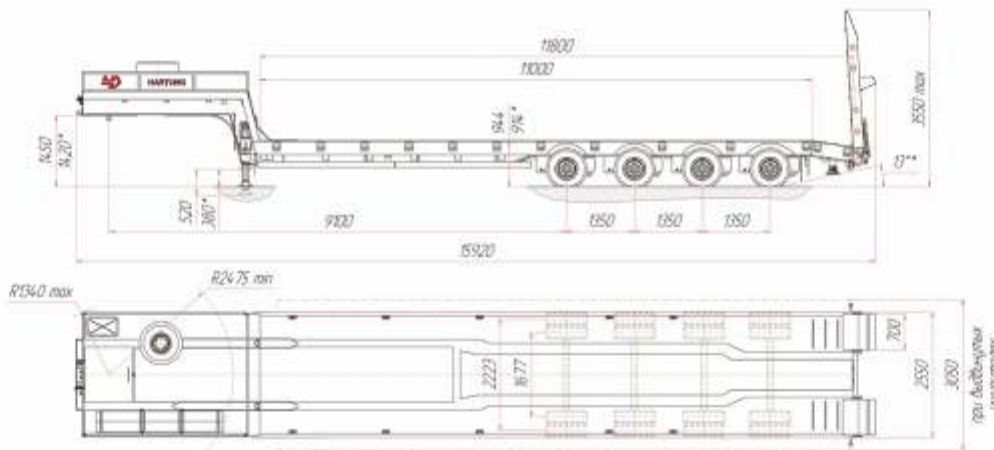
Idle axle

Fixtures for fastening containers

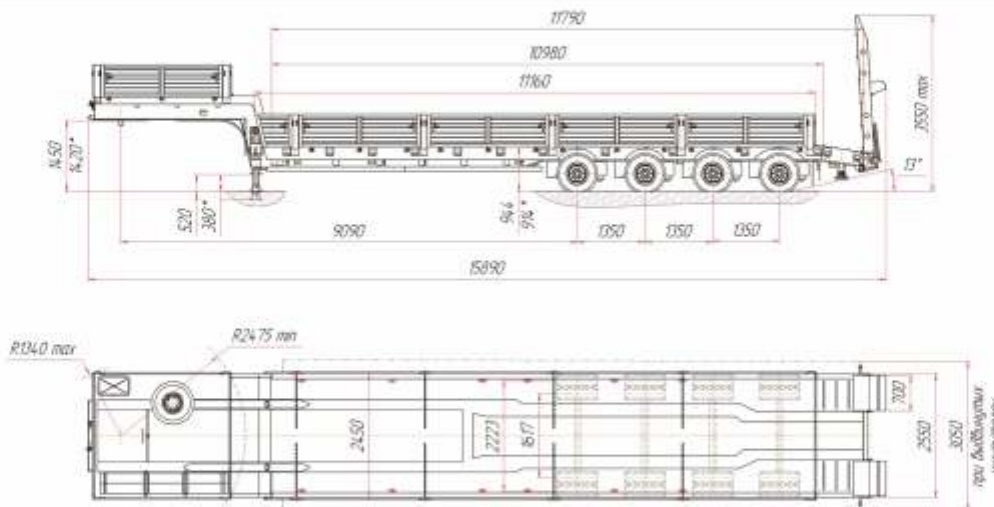
HARTUNG-94333.15-0000010



HARTUNG-94333.7-0000010



HARTUNG-94333.5-0000010



* - dimensions given for gross weight vehicle



Low-boy heavy-duty semi-trailers HARTUNG 4-axle, (load carrying capacity 50-55 ton)



HARTUNG-94333

Model	94333.16-0000010	94333.32-0000010	94333.41-0000010
Cargo weight, kg	51 500	52 000	50 000
Unladen mass, kg	14 500	17 000	16 000
Gross vehicle weight, kg	66 000	69 000	66 000
Distribution of gross vehicle weight, kg			
on the fifth wheel	22 000	25 000	22 000
on the dolly	44 000	44 000	44 000
Operation platform dimensions, mm			
Length/distance to ramps	9 500/10 300	12 000/12 800	10 000/10 800
Width/with extension	2 550/3 200	3 050/3 550	2 550/3 050
Suspension	Pneumatic BPW	Pneumatic BPW	Pneumatic BPW
Wheels/Tyres	disc wheel, rim 6,75-17,5/ 235/75 R17,5	disc wheel, rim 6,75-17,5/ 235/75 R17,5	disc wheel, rim 6,75-17,5/ 235/75 R17,5
Number of axles/wheels	4 (2+2 rotating)/ 16+2 spare wheels	4 (3+1 rotating)/ 16+2 spare wheels	4 (3+1 rotating)/ 16+2 spare wheels
Kingpin diameter, inch	3,5/2	3,5/2	3,5/2
Type of extension	Telescopic	Telescopic	Telescopic
Ramps	Mechanical, spring-type	With hydraulic drive	With hydraulic drive
Ramps angle	13°	6° (8°)	6° (8°)
Maximum speed, with cargo loaded, km/h	65	65	65

Design options:

Suspension (BPW, Gigant etc.)

- Dependent spring suspension
- Pneumatic suspension

Ramps:

- mechanical (one and two-section),
- hydraulic (one and two-section),
- rampants
- attachable, light-alloy
- Without ramp (flat platform)

Platform floor

- metallic
- combined with wooden parts

The following parameters can be changed:

- Fifth wheel height
- Operating platform dimensions (length and width)

Options:

Telescopic extensions

Bolsters:

- Attachable
- Telescopic on the frame
- Telescopic in the frame

Anti-slide rails around operating platform

Supporting bars

Electric or hydraulic hoists, chains, turnbuckle etc.

Independent hydraulic power unit with accumulator battery

Platform on the gooseneck + drop-sides on gooseneck

- Steel, removable
- Aluminum, removable

Drop-sides around the platform

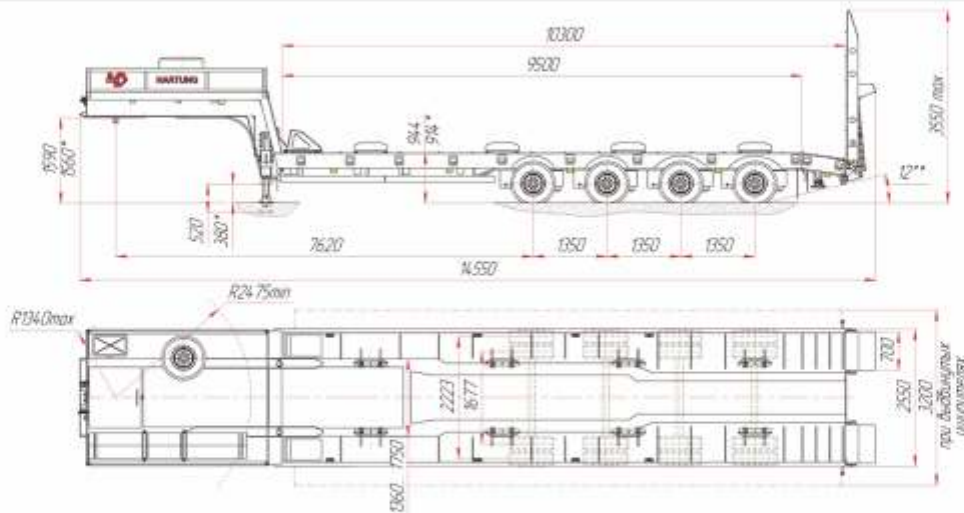
Structure and curtain

- On gooseneck
- On the whole semi-trailer

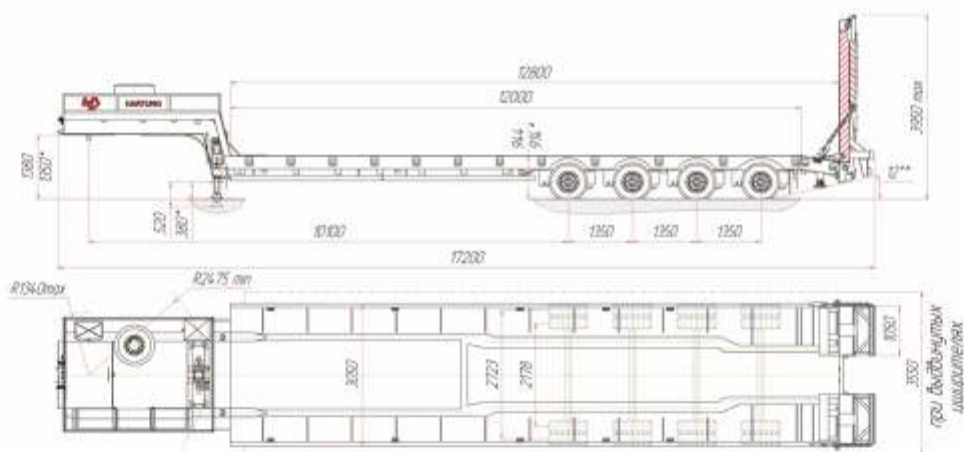
Idle axle

Fixtures for fastening containers

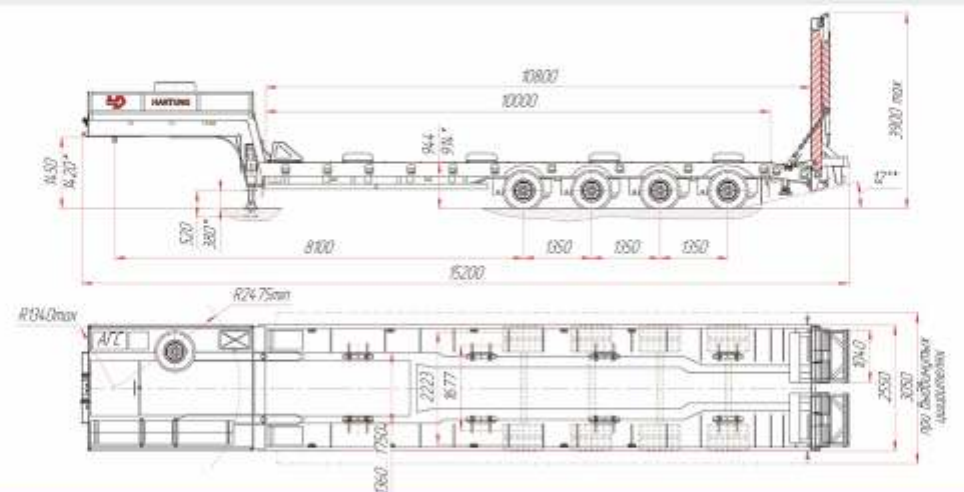
HARTUNG-94333.16-0000010



HARTUNG-94333.32-0000010



HARTUNG-94333.41-0000010



* - dimensions given for gross weight vehicle

Low-boy heavy-duty semi-trailers HARTUNG 4-axle, (load carrying capacity 50-55 ton)



HARTUNG-94333

Model	94333.34-0000010	94333.42-0000010	94333.45-0000010
Cargo weight, kg	53 500	50 000	52 000
Unladen mass, kg	15 500	16 000	17 000
Gross vehicle weight, kg	69 000	66 000	69 000
Distribution of gross vehicle weight, kg			
on the fifth wheel	25 000	22 000	25 000
on the dolly	44 000	44 000	44 000
Operation platform dimensions, mm			
Length/distance to ramps	10 000/10 800	8 000/8 800	10 000/10 800
Width/with extension	3 200	2 550/3 050	2 550/3 050
Suspension	Pneumatic BPW	Pneumatic BPW	Pneumatic BPW
Wheels/Tyres	disc wheel, rim 6,75-17,5/ 235/75 R17,5	disc wheel, rim 6,75-17,5/ 235/75 R17,5	disc wheel, rim 6,75-17,5/ 235/75 R17,5
Number of axles/wheels	4 (2+2 rotating)/ 16+2 spare wheels	4 (2+2 rotating)/ 16+2 spare wheels	4 (2+2 rotating)/ 16+2 spare wheels
Kingpin diameter, inch	3,5/2	3,5/2	3,5/2
Type of extension		Telescopic	Telescopic
Ramps	Mechanical, spring-type	With hydraulic drive	With hydraulic drive
Ramps angle	13°	6° (8°)	6° (8°)
Maximum speed, with cargo loaded, km/h	65	65	65

Design options:

Suspension (BPW, Gigant etc.)

- Dependent spring suspension
- Pneumatic suspension

Ramps:

- mechanical (one and two-section),
- hydraulic (one and two-section),
- rampants
- attachable, light-alloy
- Without ramp (flat platform)

Platform floor

- metallic
- combined with wooden parts

The following parameters can be changed:

- Fifth wheel height
- Operating platform dimensions (length and width)

Options:

Telescopic extensions

Bolsters:

- Attachable
- Telescopic on the frame
- Telescopic in the frame

Anti-slide rails around operating platform

Supporting bars

Electric or hydraulic hoists, chains, turnbuckle etc.

Independent hydraulic power unit with accumulator battery

Platform on the gooseneck + drop-sides on gooseneck

- Steel, removable
- Aluminum, removable

Drop-sides around the platform

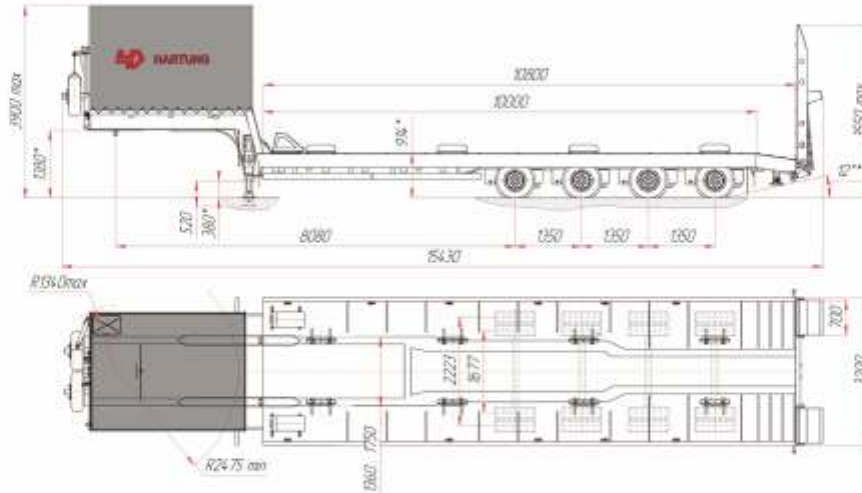
Structure and curtain

- On gooseneck
- On the whole semi-trailer

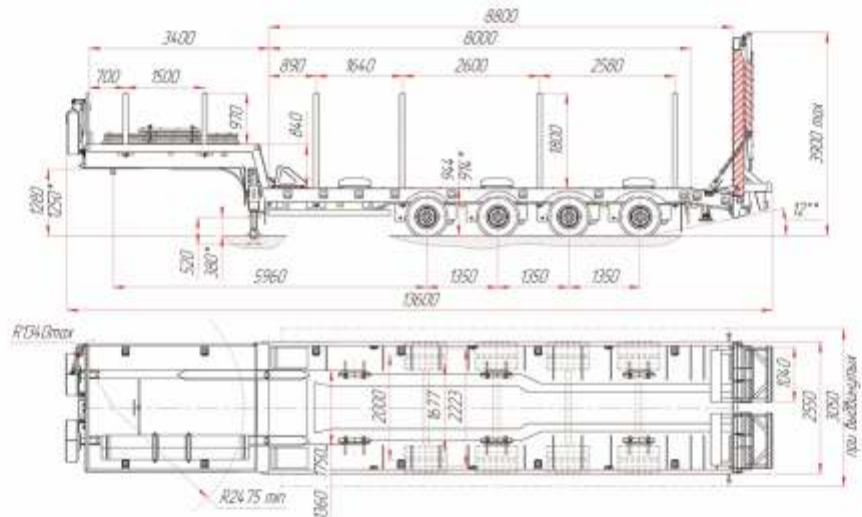
Idle axle

Fixtures for fastening containers

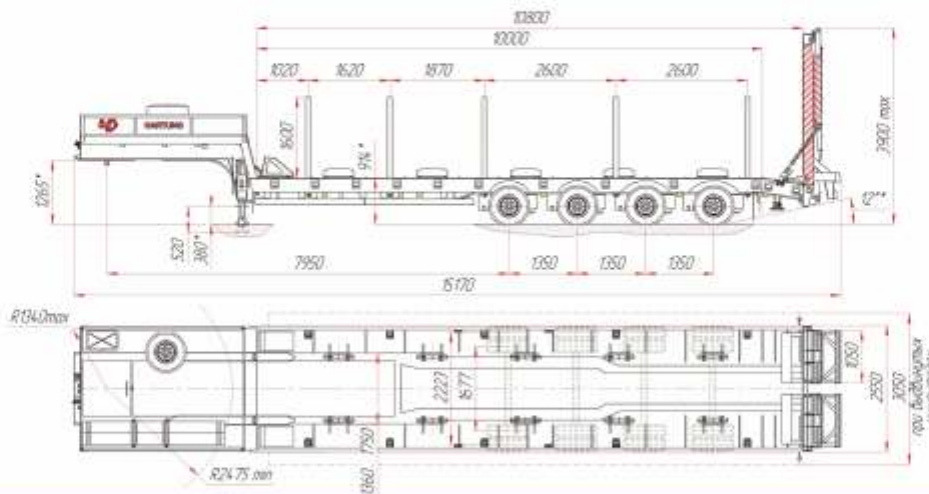
HARTUNG-94333.34-0000010



HARTUNG-94333.42-0000010



HARTUNG-94333.45-0000010



* - dimensions given for gross weight vehicle

Low-boy heavy-duty semi-trailers HARTUNG 5-axle, (load carrying capacity 60-65 ton)



HARTUNG-94331

Model	94331.9-0000010	94331.10-0000010	94331.34-0000010
Cargo weight, kg	64 000	64 500	64 000
Unladen mass, kg	16 000	15 500	16 000
Gross vehicle weight, kg	80 000	80 000	80 000
Distribution of gross vehicle weight, kg			
on the fifth wheel	25 000	25 000	25 000
on the dolly	55 000	55 000	55 000
Operation platform dimensions, mm			
Length/distance to ramps	11 000/11 800	10 000/ 10 800	10 000/10 800
Width/with extension	2 550/3 050	2 550/3 050	3 080
Suspension	Pneumatic BPW	Pneumatic BPW	Pneumatic BPW
Wheels/Tyres	disc wheel, rim 6,75-17,5/ 235/75 R17,5	disc wheel, rim 6,75-17,5/ 235/75 R17,5	disc wheel, rim 6,75-17,5/ 235/75 R17,5
Number of axles/wheels	5 (3+2 rotating)/ 20+2 spare wheels	5 (3+2 rotating)/ 20+2 spare wheels	5 (3+2 rotating)/ 20+2 spare wheels
Kingpin diameter, inch	3,5/2	3,5/2	3,5/2
Type of extension	Telescopic	Telescopic	
Ramps	Mechanical, spring-type	Mechanical, spring-type	Mechanical, spring-type
Ramps angle	13°	13°	13°
Maximum speed, with cargo loaded, km/h	65	65	65

Design options:

Suspension (BPW, Gigant etc.)

- Dependent spring suspension
- Pneumatic suspension

Ramps:

- mechanical (one and two-section),
- hydraulic (one and two-section),
- rampants
- attachable, light-alloy
- Without ramp (flat platform)

Platform floor

- metallic
- combined with wooden parts

The following parameters can be changed:

- Fifth wheel height
- Operating platform dimensions (length and width)

Options:

Telescopic extensions

Bolsters:

- Attachable
- Telescopic on the frame
- Telescopic in the frame

Anti-slide rails around operating platform

Supporting bars

Electric or hydraulic hoists, chains, turnbuckle etc.

Independent hydraulic power unit with accumulator battery

Platform on the gooseneck + drop-sides on gooseneck

- Steel, removable
- Aluminum, removable

Drop-sides around the platform

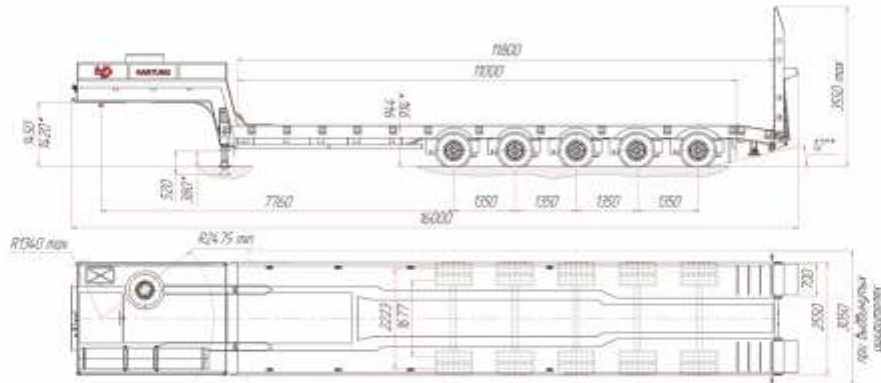
Structure and curtain

- On gooseneck
- On the whole semi-trailer

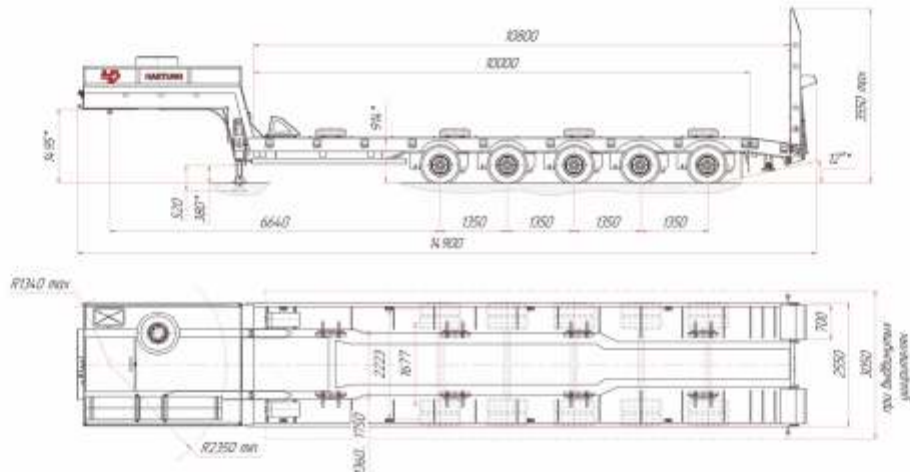
Idle axle

Fixtures for fastening containers

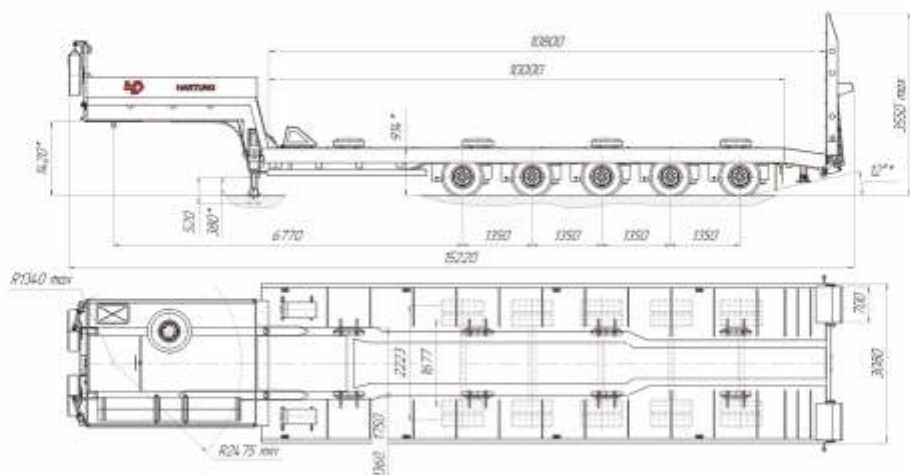
HARTUNG-94331.9-0000010



HARTUNG-94331.10-0000010



HARTUNG-94331.34-0000010



* - dimensions given for gross weight vehicle



HARTUNG-94331

Model	94331.21-0000010	94331.35-0000010	94331.45-0000010
Cargo weight, kg	62 000	60 000	60 000
Unladen mass, kg	15 500	17 000	17 000
Gross vehicle weight, kg	77 500	77 000	77 000
Distribution of gross vehicle weight, kg			
on the fifth wheel	25 000	22 000	22 000
on the dolly	52 500	55 000	55 000
Operation platform dimensions, mm			
Length/distance to ramps	10 000/10 800	10 000/10 800	10 000/10 800
Width/with extension	2 550/3 050	3 000/3 500	2 550/3 050
Suspension	Pneumatic BPW	Pneumatic BPW	Pneumatic BPW
Wheels/Tyres	disc wheel, rim 6,75-17,5/ 235/75 R17,5	disc wheel, rim 6,75-17,5/ 235/75 R17,5	disc wheel, rim 6,75-17,5/ 235/75 R17,5
Number of axles/wheels	5 (3+2 rotating) 20+2 spare wheels	5 (3+2 rotating) 20+2 spare wheels	5 (3+2 rotating) 20+2 spare wheels
Kingpin diameter, inch	3,5/2	3,5/2	3,5/2
Type of extension	Telescopic	Telescopic	Telescopic
Ramps	Mechanical, spring-type	Mechanical, spring-type	With hydraulic drive
Ramps angle	13°	13°	6° (8°)
Maximum speed, with cargo loaded, km/h	65	65	65

Design options:

Suspension (BPW, Gigant etc.)

- Dependent spring suspension
- Pneumatic suspension

Ramps:

- mechanical (one and two-section),
- hydraulic (one and two-section),
- rampants
- attachable, light-alloy
- Without ramp (flat platform)

Platform floor

- metallic
- combined with wooden parts

The following parameters can be changed:

- Fifth wheel height
- Operating platform dimensions (length and width)

Options:

Telescopic extensions

Bolsters:

- Attachable
- Telescopic on the frame
- Telescopic in the frame

Anti-slide rails around operating platform

Supporting bars

Electric or hydraulic hoists, chains, turnbuckle etc.

Independent hydraulic power unit with accumulator battery

Platform on the gooseneck + drop-sides on gooseneck

- Steel, removable
- Aluminum, removable

Drop-sides around the platform

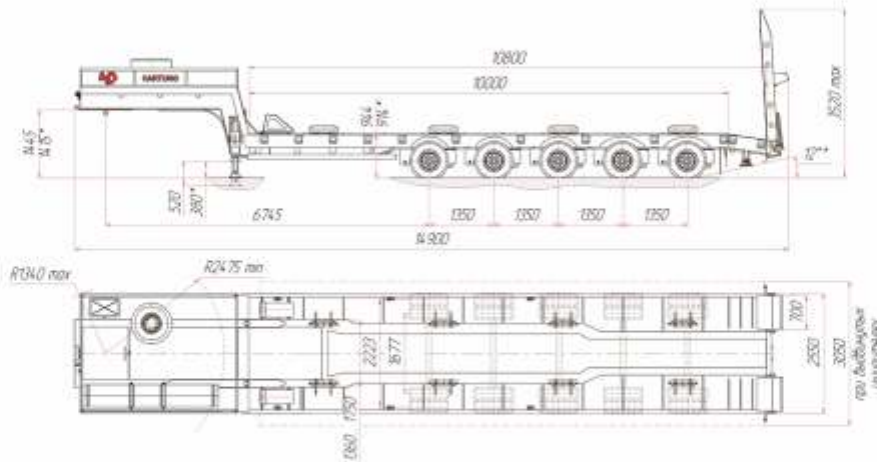
Structure and curtain

- On gooseneck
- On the whole semi-trailer

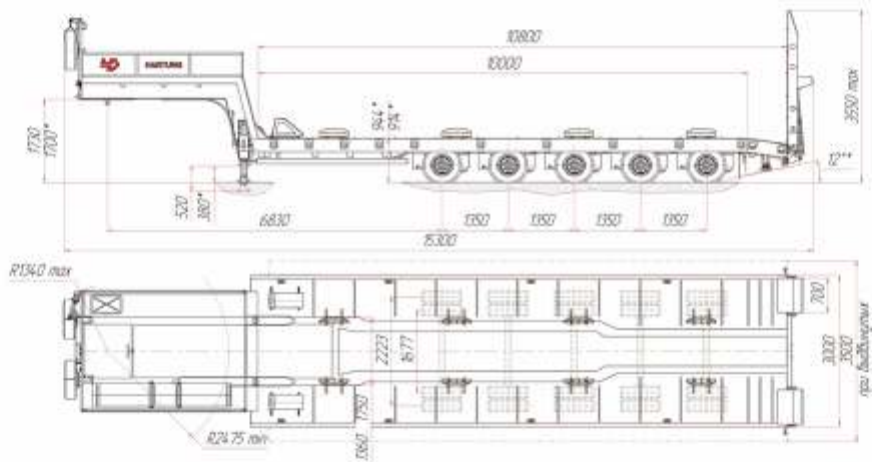
Idle axle

Fixtures for fastening containers

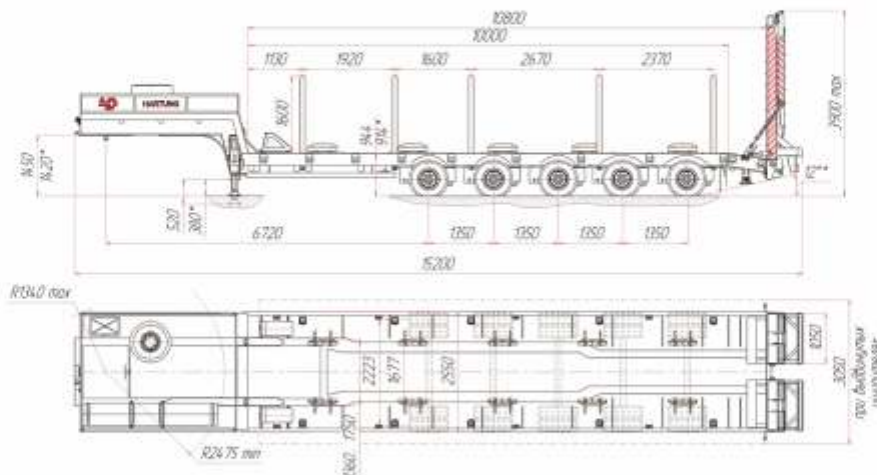
HARTUNG-94331.21-0000010



HARTUNG-94331.35-0000010



HARTUNG-94331.45-0000010



* - dimensions given for gross weight vehicle

Low-boy heavy-duty semi-trailers HARTUNG 6-axle, (load carrying capacity 70-75 ton)



HARTUNG-9436

Model	9436-0000010	9436-0000030
Cargo weight, kg	73 000	72 000
Unladen mass, kg	18 000	19 000
Gross vehicle weight, kg	91 000	91 000
Distribution of gross vehicle weight, kg		
on the fifth wheel	25 000	25 000
on the dolly	66 000	66 000
Operation platform dimensions, mm		
Length/distance to ramps	11 000/11 800	11 000/11 800
Width/with extension	2 550/3 050	3 000
Suspension	Pneumatic BPW	Pneumatic BPW
Wheels/Tyres	disc wheel, rim 6,75-17,5/ 235/75 R17,5	disc wheel, rim 6,75-17,5/ 235/75 R17,5
Number of axles/wheels	6 (3+3 rotating)/24+2 spare wheels	6 (3+3 rotating)/24+2 spare wheels
Kingpin diameter, inch	3,5/2	3,5/2
Type of extension	Telescopic	
Ramps	Mechanical, spring-type	Mechanical, spring-type
Ramps angle	13°	13°
Maximum speed, with cargo loaded, km/h	65	65

Design options:

Suspension (BPW, Gigant etc.)

- Dependent spring suspension
- Pneumatic suspension

Ramps:

- mechanical (one and two-section),
- hydraulic (one and two-section),
- rampants
- attachable, light-alloy
- Without ramp (flat platform)

Platform floor

- metallic
- combined with wooden parts

The following parameters can be changed:

- Fifth wheel height
- Operating platform dimensions (length and width)

Options:

Telescopic extensions

Bolsters:

- Attachable
- Telescopic on the frame
- Telescopic in the frame

Anti-slide rails around operating platform

Supporting bars

Electric or hydraulic hoists, chains, turnbuckle etc.

Independent hydraulic power unit with accumulator battery

Platform on the gooseneck + drop-sides on gooseneck

- Steel, removable
- Aluminum, removable

Drop-sides around the platform

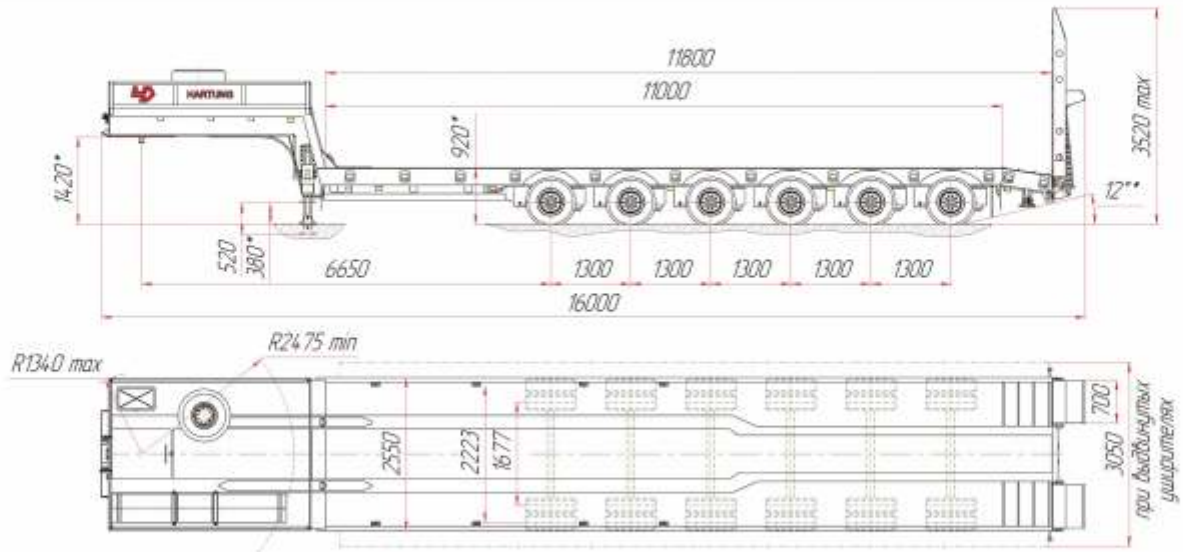
Structure and curtain

- On gooseneck
- On the whole semi-trailer

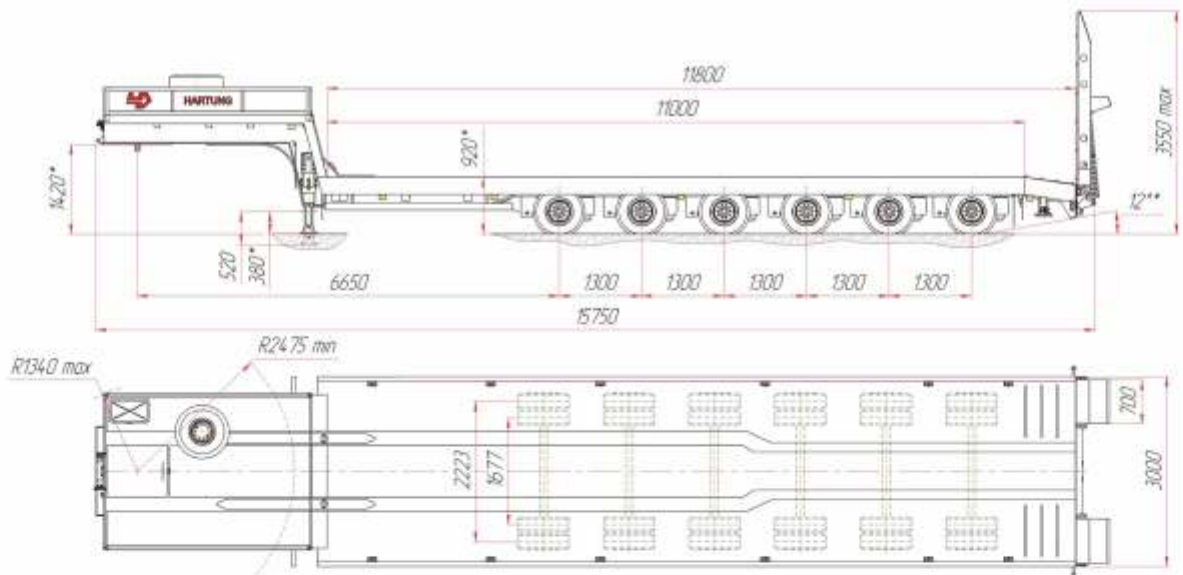
Idle axle

Fixtures for fastening containers

HARTUNG-9436-0000010



HARTUNG-9436-0000030



* - dimensions given for gross weight vehicle

Low-boy heavy-duty semi-trailers HARTUNG 3-axle, (load carrying capacity 25-26 ton)



HARTUNG-8426

Model	8426.1-0000010	8426.15-0000010
Cargo weight, kg	25 000	26 000
Unladen mass, kg	8 000	7 000
Gross vehicle weight, kg	33 000	33 000
Distribution of gross vehicle weight, kg		
on the fifth wheel	11 000	11 000
on the dolly	22 000	22 000
Operation platform dimensions, mm		
Length/distance to ramps	8 000/11 300	6 200/9 500
Width/with extension	2 500	2 500
Suspension	Dependent spring suspension	Dependent spring suspension
Wheels/Tyres	disc wheel, rim	disc wheel, rim
Number of axles/wheels	6,75-17,5/ 235/75 R17,5	6,75-17,5/ 235/75 R17,5
Ramps	3/12+2 spare wheels	3/12+2 spare wheels
Ramps angle	Mechanical, spring-type	Mechanical, spring-type
Swivel truck suspension	13°	13°
Maximum speed, with cargo loaded, km/h	Dependent spring suspension	Dependent spring suspension
	65	65

Design options:

Suspension (BPW, Gigant etc.)

- Dependent spring suspension
- Pneumatic suspension

Ramps:

- mechanical (one and two-section),
- hydraulic (one and two-section),
- rampants
- attachable, light-alloy
- Without ramp (flat platform)

Platform floor

- metallic
- combined with wooden parts

The following parameters can be changed:

- Fifth wheel height
- Operating platform dimensions (length and width)

Options:

Telescopic extensions

Bolsters:

- Attachable
- Telescopic on the frame
- Telescopic in the frame

Anti-slide rails around operating platform

Supporting bars

Electric or hydraulic hoists, chains, turnbuckle etc.

Independent hydraulic power unit with accumulator battery

Platform on the gooseneck + drop-sides on gooseneck

- Steel, removable
- Aluminum, removable

Drop-sides around the platform

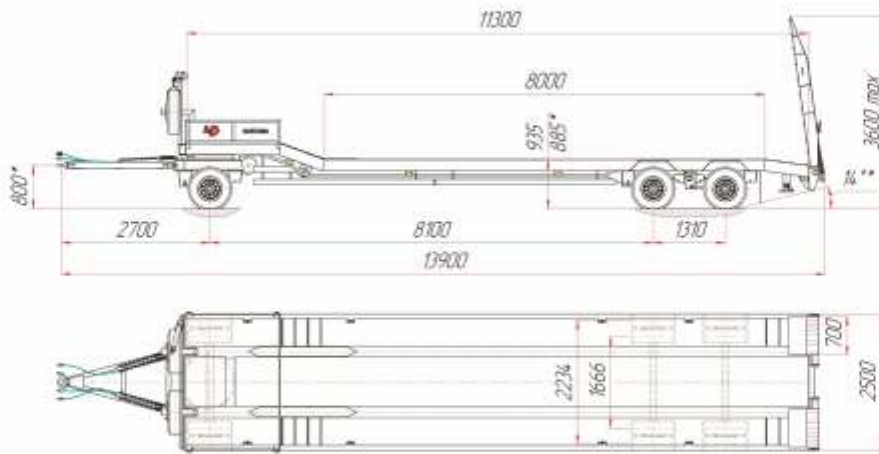
Structure and curtain

- On gooseneck
- On the whole semi-trailer

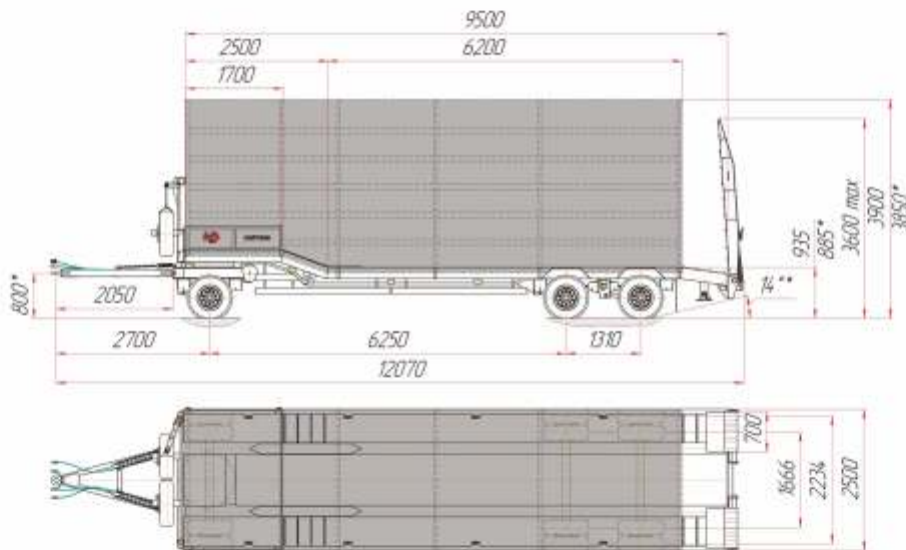
Idle axle

Fixtures for fastening containers

HARTUNG-8426.1-0000010



HARTUNG-8426.15-0000010



* - dimensions given for gross weight vehicle





HARTUNG

High-bed heavy-duty semi-trailers

Loading height from 1100 to 1350



CHELYABINSK
FORGE-AND-PRESS
PLANT

High-bed heavy-duty semi-trailers HARTUNG 2-axle, (load carrying capacity 20-40 ton)



HARTUNG-94332

Model	94332.17-0000010	94332.9-0000010	94332.10-0000010
Cargo weight, kg	25 000	25 000	24 500
Unladen mass, kg	9 000	9 000	9 500
Gross vehicle weight, kg	34 000	34 000	34 000
Distribution of gross vehicle weight, kg			
on the fifth wheel	14 000	14 000	14 000
on the dolly	20 000	20 000	20 000
Operation platform dimensions, mm			
Length/distance to ramps	8 500/9 300	9 000/9 800	10 000/10 800
Width/with extension	2 500/3 200	2 500	2 500/3 000
Suspension	Dependent spring suspension	Dependent spring suspension	Dependent spring suspension
Wheels/Tyres	disc wheel, rim 11,75-22,5/385/65 R22,5	disc wheel, rim 11,75-22,5/385/65 R22,5	disc wheel, rim 11,75-22,5/385/65 R22,5
Number of axles/wheels	2/4+1 spare wheel	2/4+1 spare wheel	2/4+1 spare wheel
Kingpin diameter, inch	2	2	2
Type of extension	Telescopic		Выдвижные
Ramps	Mechanical, spring-type	Mechanical, spring-type	Mechanical, spring-type
Ramps angle	24/18°	24/18°	24/18°
Maximum speed, with cargo loaded, km/h	65	65	65

Design options:

- Suspension (BPW, Gigant etc.)
- Dependent spring suspension
- Pneumatic suspension

Ramps:

- mechanical (one and two-section),
- hydraulic (one and two-section),
- rampants
- attachable, light-alloy
- Without ramp (flat platform)

Platform floor

- metallic
- combined with wooden parts

The following parameters can be changed:

- Fifth wheel height
- Operating platform dimensions (length and width)

Options:

Telescopic extensions

Bolsters:

- Attachable
- Telescopic on the frame
- Telescopic in the frame

Anti-slide rails around operating platform

Supporting bars

Electric or hydraulic hoists, chains, turnbuckle etc.

Independent hydraulic power unit with accumulator battery

Platform on the gooseneck + drop-sides on gooseneck

- Steel, removable
- Aluminum, removable

Drop-sides around the platform

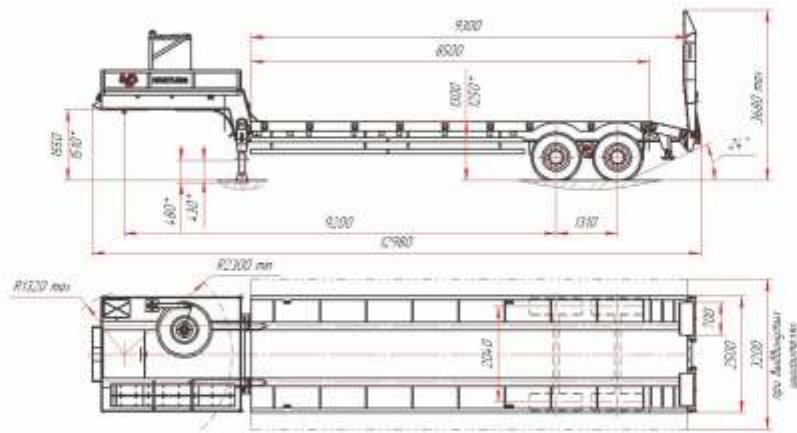
Structure and curtain

- On gooseneck
- On the whole semi-trailer

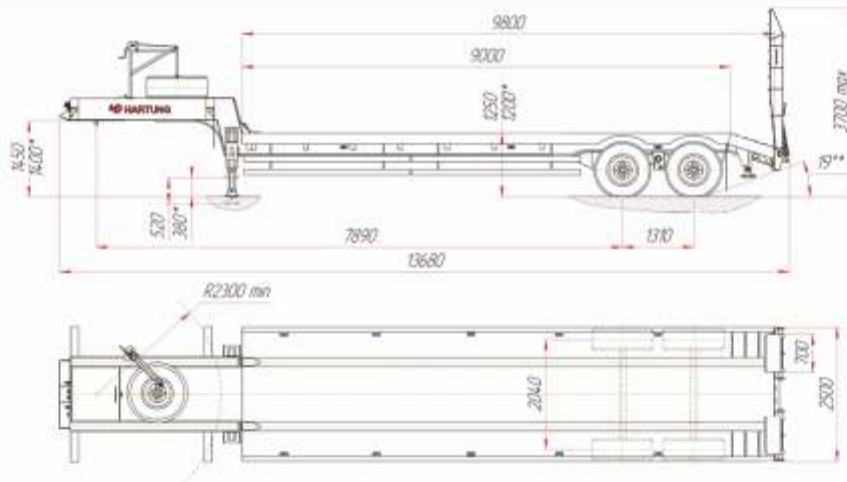
Idle axle

Fixtures for fastening containers

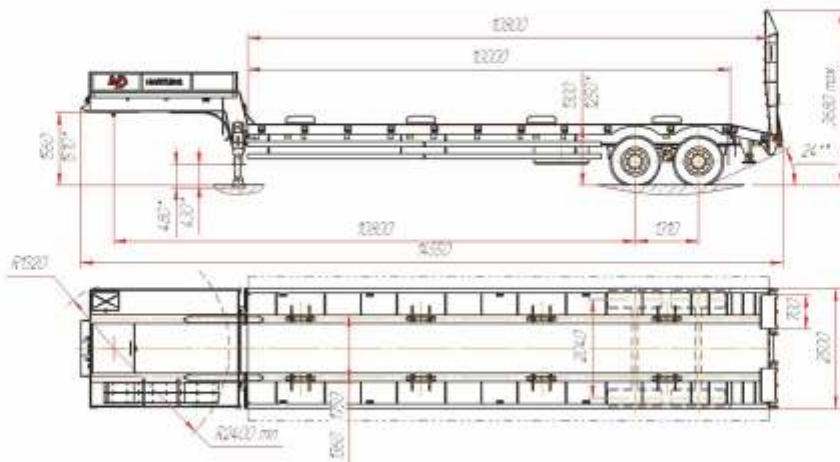
HARTUNG-94332.17-0000010



HARTUNG-94332.9-0000010



HARTUNG-94332.10-0000010



* - dimensions given for gross weight vehicle

High-bed heavy-duty semi-trailers HARTUNG 2-axle, (load carrying capacity 20-40 ton)



HARTUNG-94332

Model	94332.15-0000010	94332.35-0000010	94332.39-0000010
Cargo weight, kg	26 000	38 000	38 000
Unladen mass, kg	8 000	11 000	11 000
Gross vehicle weight, kg	34 000	49 000	49 000
Distribution of gross vehicle weight, kg			
on the fifth wheel	14 000	17 000	17 000
on the dolly	20 000	32 000	32 000
Operation platform dimensions, mm			
Length/distance to ramps	8 500/9 300	8 500/9 300	9 000/9 800
Width/with extension	2 500/3 000	3 000	3 150/3 650
Suspension	Dependent spring suspension	Dependent spring suspension BPW	Dependent spring suspension BPW
Wheels/Tyres	disc wheel, rim 11,75-22,5/10,00 R20	disc wheel, rim 8,5-20/ 12,00-20 H.C. 20	disc wheel, rim 8,5-20/12,00-20 H.C. 20
Number of axles/wheels	2/8+1 spare wheel	2/8+1 spare wheel	2/8+1 spare wheel
Kingpin diameter, inch	2	2	3,5/2
Type of extension	Telescopic		Telescopic
Ramps	Mechanical, spring-type	Mechanical, spring-type	Mechanical, spring-type
Ramps angle	24/18°	24/18°	24/18°
Maximum speed, with cargo loaded, km/h	65	65	65

Design options:

Suspension (BPW, Gigant etc.)

- Dependent spring suspension
- Pneumatic suspension

Ramps:

- mechanical (one and two-section),
- hydraulic (one and two-section),
- rampants
- attachable, light-alloy
- Without ramp (flat platform)

Platform floor

- metallic
- combined with wooden parts

The following parameters can be changed:

- Fifth wheel height
- Operating platform dimensions (length and width)

Options:

Telescopic extensions

Bolsters:

- Attachable
- Telescopic on the frame
- Telescopic in the frame

Anti-slide rails around operating platform

Supporting bars

Electric or hydraulic hoists, chains, turnbuckle etc.

Independent hydraulic power unit with accumulator battery

Platform on the gooseneck + drop-sides on gooseneck

- Steel, removable
- Aluminum, removable

Drop-sides around the platform

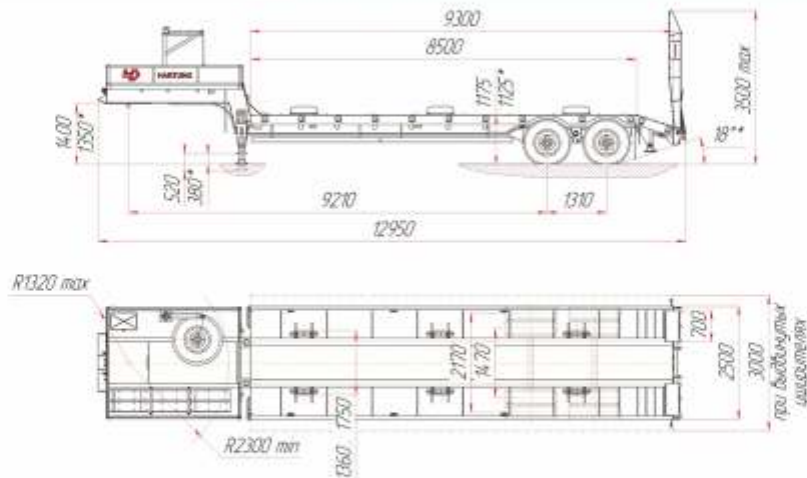
Structure and curtain

- On gooseneck
- On the whole semi-trailer

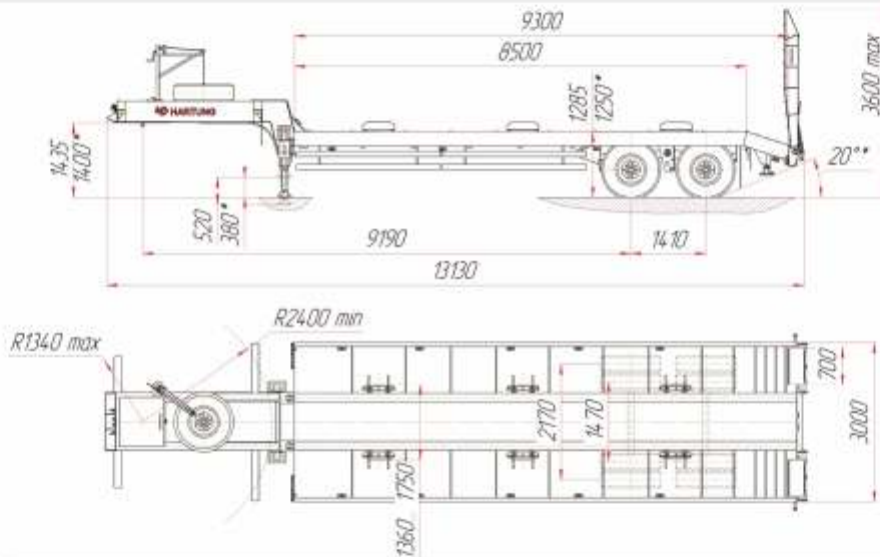
Idle axle

Fixtures for fastening containers

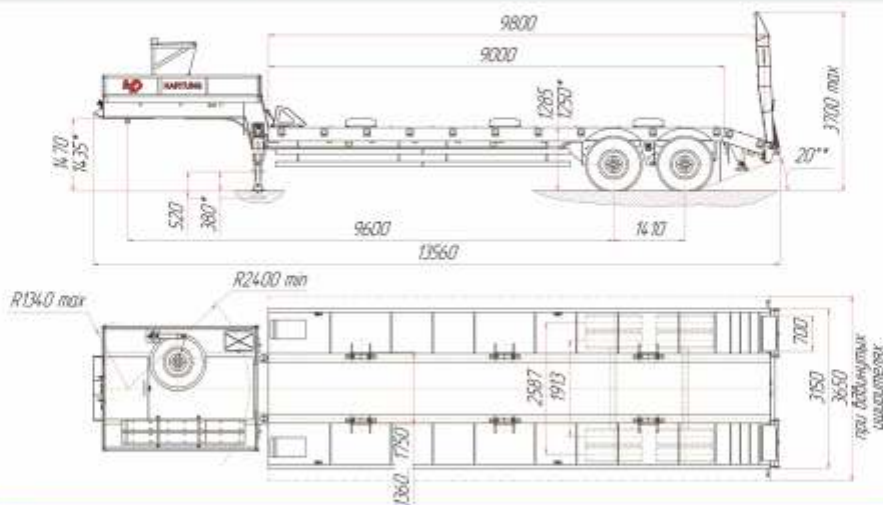
HARTUNG-94332.15-0000010



HARTUNG-94332.35-0000010



HARTUNG-94332.39-0000010



* - dimensions given for gross weight vehicle



High-bed heavy-duty semi-trailers HARTUNG 3-axle, (load carrying capacity 30-50 ton)



HARTUNG-94334

Model	94334.10-0000010	94334-0000025	94334.9-0000010
Cargo weight, kg	32 000	35 000	36 500
Unladen mass, kg	10 000	12 000	10 500
Gross vehicle weight, kg	42 000	47 000	47 000
Distribution of gross vehicle weight, kg			
on the fifth wheel	15 000	17 000	17 000
on the dolly	27 000	30 000	30 000
Operation platform dimensions, mm			
Length/distance to ramps	8 500/9 300	10 230/11 870	9 000/9 800
Width/with extension	2 530/3 030	2 500/3 000	2 500/3 200
Suspension	Pneumatic BPW	Dependent spring suspension BPW	Dependent spring suspension BPW
Wheels/Tyres	disc wheel, rim 22,5-11,75/385/65 R22,5	disc wheel, rim 22,5-11,75/ 385/65 R 22,5	disc wheel, rim 22,5x11,75/385/65 R22,5
Number of axles/wheels	3/6+1 spare wheel	3/6+1 spare wheel	3/6+1 spare wheel
Kingpin diameter, inch	2	2	2
Type of extension	Telescopic	Telescopic	Telescopic
Ramps	Mechanical, spring-type	Rampants	Mechanical, spring-type
Ramps angle	24/18°	20°	24/18°
Maximum speed, with cargo loaded, km/h	65	65	65

Design options:

Suspension (BPW, Gigant etc.)

- Dependent spring suspension
- Pneumatic suspension

Ramps:

- mechanical (one and two-section),
- hydraulic (one and two-section),
- rampants
- attachable, light-alloy
- Without ramp (flat platform)

Platform floor

- metallic
- combined with wooden parts

The following parameters can be changed:

- Fifth wheel height
- Operating platform dimensions (length and width)

Options:

Telescopic extensions

Bolsters:

- Attachable
- Telescopic on the frame
- Telescopic in the frame

Anti-slide rails around operating platform

Supporting bars

Electric or hydraulic hoists, chains, turnbuckle etc.

Independent hydraulic power unit with accumulator battery

Platform on the gooseneck + drop-sides on gooseneck

- Steel, removable
- Aluminum, removable

Drop-sides around the platform

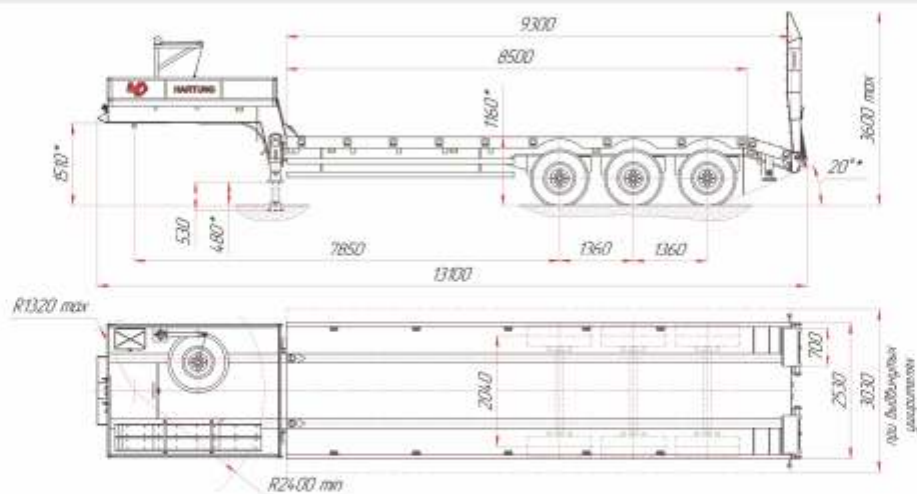
Structure and curtain

- On gooseneck
- On the whole semi-trailer

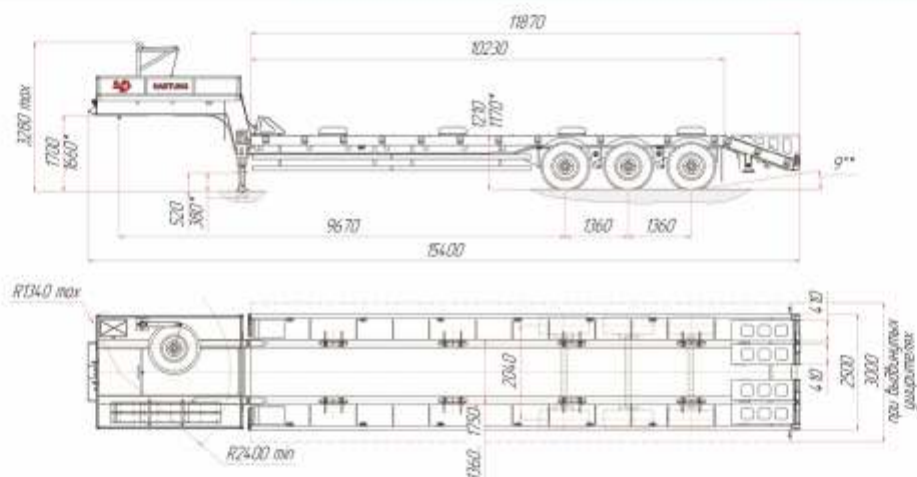
Idle axle

Fixtures for fastening containers

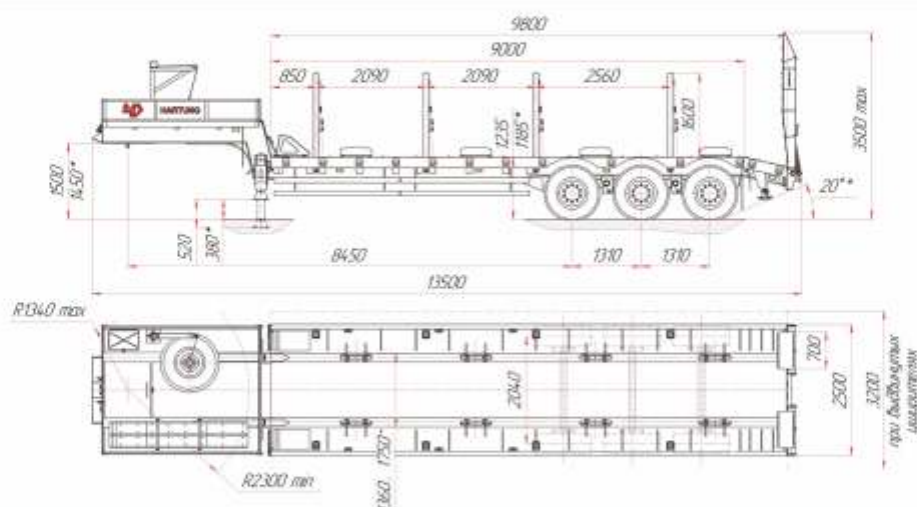
HARTUNG-94334.10-0000010



HARTUNG-94334-0000025



HARTUNG-94334.9-0000010



* - dimensions given for gross weight vehicle



High-bed heavy-duty semi-trailers HARTUNG 3-axle, (load carrying capacity 30-50 ton)



HARTUNG-94334

Model	94334.2-0000010	94334.28-0000010	94334.29-0000010
Cargo weight, kg	45 000	40 000	38 000
Unladen mass, kg	13 000	13 000	12 000
Gross vehicle weight, kg	58 000	53 000	50 000
Distribution of gross vehicle weight, kg			
on the fifth wheel	22 000	17 000	20 000
on the dolly	36 000	36 000	30 000
Operation platform dimensions, mm			
Length/distance to ramps	10 230/12 000	10 000/10 800	10 250/11 920
Width/with extension	2 500/3 000	2 500/3 000	2 500/3 000
Suspension	Dependent spring suspension BPW	Dependent spring suspension BPW	Dependent spring suspension BPW
Wheels/Tyres	disc wheel, rim 20-11,25/395/85 R20	disc wheel, rim 20-11,25/395/85 R 20	disc wheel, rim 22,5x11,75/385/65 R22,5
Number of axles/wheels	3/6+1 spare wheel	3/6+1 spare wheel	3/6+1 spare wheel
Kingpin diameter, inch	3,5/2	3,5/2	3,5/2
Type of extension	Telescopic	Telescopic	Telescopic
Ramps	Rampants	Mechanical	Rampants
Ramps angle	21°	24°/18°	21°
Maximum speed, with cargo loaded, km/h	65	65	60

Design options:

Suspension (BPW, Gigant etc.)

- Dependent spring suspension
- Pneumatic suspension

Ramps:

- mechanical (one and two-section),
- hydraulic (one and two-section),
- rampants
- attachable, light-alloy
- Without ramp (flat platform)

Platform floor

- metallic
- combined with wooden parts

The following parameters can be changed:

- Fifth wheel height
- Operating platform dimensions (length and width)

Options:

Telescopic extensions

Bolsters:

- Attachable
- Telescopic on the frame
- Telescopic in the frame

Anti-slide rails around operating platform

Supporting bars

Electric or hydraulic hoists, chains, turnbuckle etc.

Independent hydraulic power unit with accumulator battery

Platform on the gooseneck + drop-sides on gooseneck

- Steel, removable
- Aluminum, removable

Drop-sides around the platform

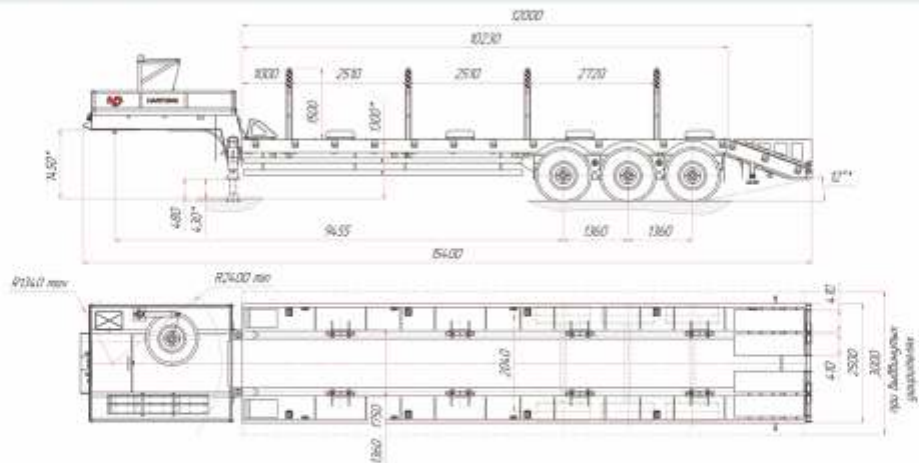
Structure and curtain

- On gooseneck
- On the whole semi-trailer

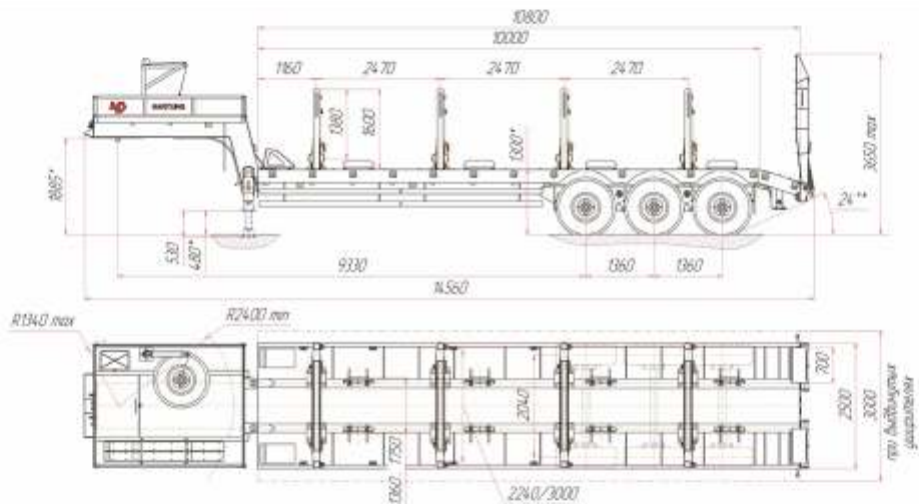
Idle axle

Fixtures for fastening containers

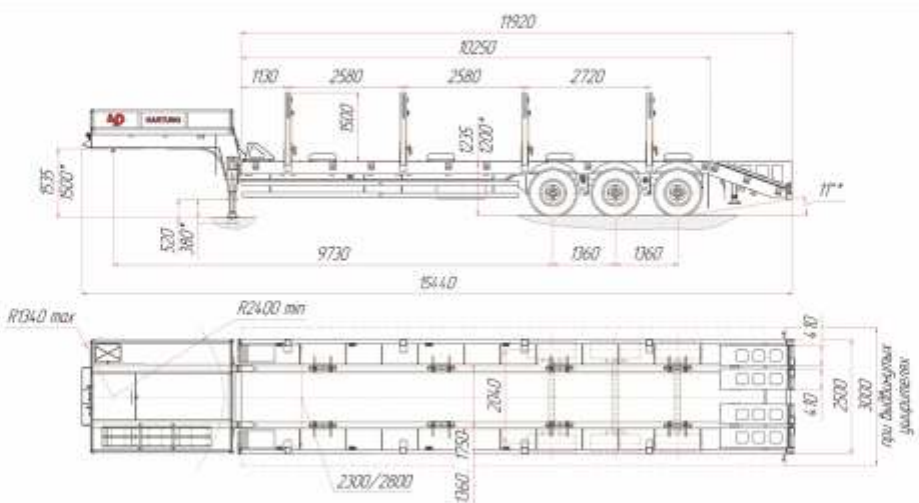
HARTUNG-94334.2-0000010



HARTUNG-94334.28-0000010




HARTUNG-94334.29-0000010



* - dimensions given for gross weight vehicle



High-bed heavy-duty semi-trailers HARTUNG 3-axle, (load carrying capacity 30-50 ton)



HARTUNG-94334

Model	94334.51-0000010	94334.35-0000010	94334.42-0000010
Cargo weight, kg	41 000	40 000	46 000
Unladen mass, kg	11 000	12 000	12 000
Gross vehicle weight, kg	52 000	52 000	58 000
Distribution of gross vehicle weight, kg			
on the fifth wheel	17 000	17 000	22 000
on the dolly	35 000	35 000	36 000
Operation platform dimensions, mm			
Length/distance to ramps	10 800/11 600	11 000/11 800	11 000
Width/with extension	2 500/3 000	3 000/3 500	2 500
Suspension	Dependent spring suspension	Dependent spring suspension	Dependent spring suspension BPW
Wheels/Tyres	disc wheel, rim 7,5-20/11,00 R20	disc wheel, rim 7,5-20/11,00 R20	disc wheel, rim 8,5-20/12,00 R20
Number of axles/wheels	3/12+1 spare wheel	3/12+1 spare wheel	3/12+2 spare wheel
Kingpin diameter, inch	3,5/2	3,5/2	3,5/2
Type of extension	Telescopic	Telescopic	
Ramps	Mechanical, spring-type	Mechanical, spring-type	
Ramps angle	24/18°	24/18°	
Maximum speed, with cargo loaded, km/h	65	65	65

Design options:

Suspension (BPW, Gigant etc.)

- Dependent spring suspension
- Pneumatic suspension

Ramps:

- mechanical (one and two-section),
- hydraulic (one and two-section),
- rampants
- attachable, light-alloy
- Without ramp (flat platform)

Platform floor

- metallic
- combined with wooden parts

The following parameters can be changed:

- Fifth wheel height
- Operating platform dimensions (length and width)

Options:

Telescopic extensions

Bolsters:

- Attachable
- Telescopic on the frame
- Telescopic in the frame

Anti-slide rails around operating platform

Supporting bars

Electric or hydraulic hoists, chains, turnbuckle etc.

Independent hydraulic power unit with accumulator battery

Platform on the gooseneck + drop-sides on gooseneck

- Steel, removable
- Aluminum, removable

Drop-sides around the platform

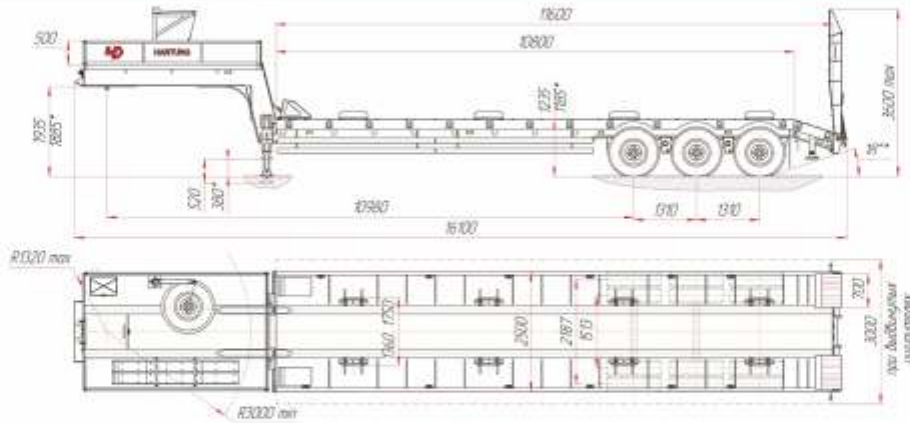
Structure and curtain

- On gooseneck
- On the whole semi-trailer

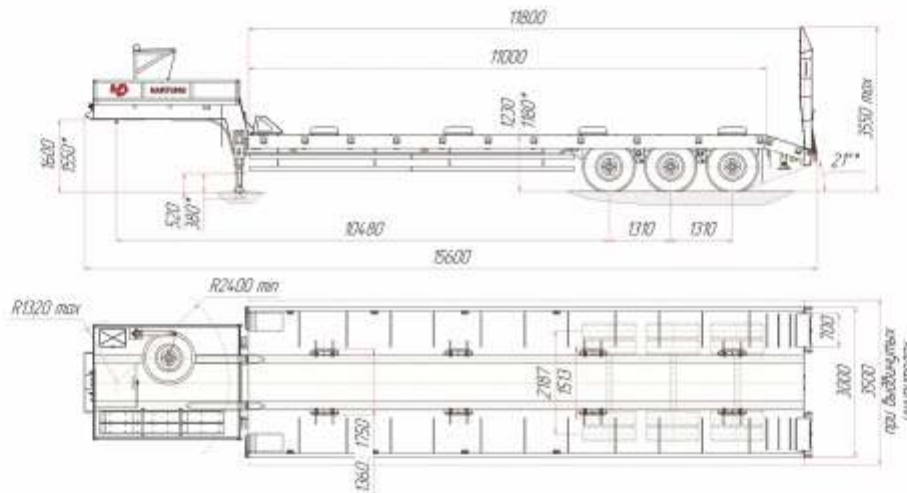
Idle axle

Fixtures for fastening containers

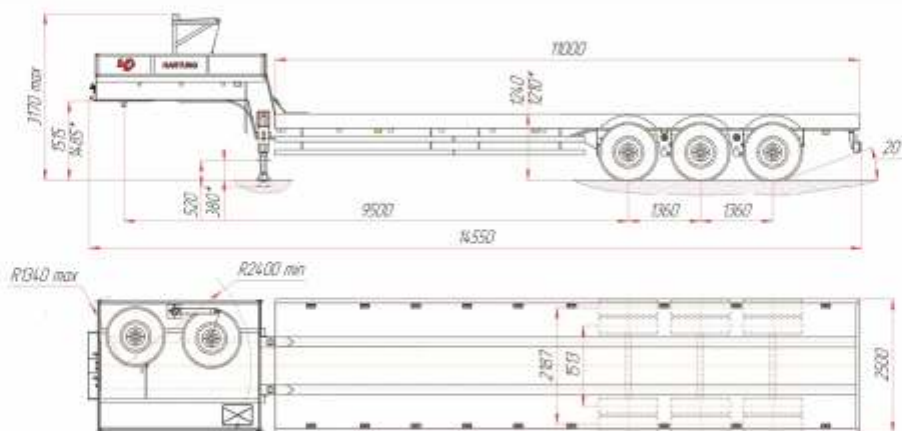
HARTUNG-94334.51-0000010



HARTUNG-94334.35-0000010



HARTUNG-94334.42-0000010



* - dimensions given for gross weight vehicle



High-bed heavy-duty semi-trailers HARTUNG 3-axle, (load carrying capacity 55-75 ton)



HARTUNG-94335

Model	94335.10-0000010	94335.35-0000010	94335.36-0000010
Cargo weight, kg	55 100/60 000**	59 000/64 000**	59 000/64 000**
Unladen mass, kg	18 000	18 000	18 000
Gross vehicle weight, kg	73 600/78 500**	77 000/82 000**	77 000/82 000**
Distribution of gross vehicle weight, kg			
on the fifth wheel	25 000/25 700**	22 000	22 000
on the dolly	48 600/52 800**	55 000/60 000**	55 000/60 000**
Operation platform dimensions, mm			
Length/distance to ramps	9 500/10 655	9 500/10 655	9 500/10 655
Width/with extension	3 150/3 650	3 150/3 650	3 150/3 650
Suspension	Dependent spring suspension	Dependent spring suspension BPW	Dependent spring suspension BPW
Tyres	12,00-20 H.C.20	14,00-20 H.C.22	14,00-20 H.C.22
Number of axles/wheels	3/12+2 spare wheels	3/12+2 spare wheels	3/12+2 spare wheels
Kingpin diameter, inch	3,5/2	3,5/2	3,5/2
Type of extension	Telescopic	Telescopic	Telescopic
Ramps	Mechanical, spring-type	With hydraulic drive	Mechanical, spring-type
Ramps angle	18°	18°	18°
Maximum speed, with cargo loaded, km/h	65	65	65

Design options:

Suspension (BPW, Gigant etc.)

- Dependent spring suspension
- Pneumatic suspension

Ramps:

- mechanical (one and two-section),
- hydraulic (one and two-section),
- rampants
- attachable, light-alloy
- Without ramp (flat platform)

Platform floor

- metallic
- combined with wooden parts

The following parameters can be changed:

- Fifth wheel height
- Operating platform dimensions (length and width)

Options:

Telescopic extensions

Bolsters:

- Attachable
- Telescopic on the frame
- Telescopic in the frame

Anti-slide rails around operating platform

Supporting bars

Electric or hydraulic hoists, chains, turnbuckle etc.

Independent hydraulic power unit with accumulator battery

Platform on the gooseneck + drop-sides on gooseneck

- Steel, removable
- Aluminum, removable

Drop-sides around the platform

Structure and curtain

- On gooseneck
- On the whole semi-trailer

Idle axle

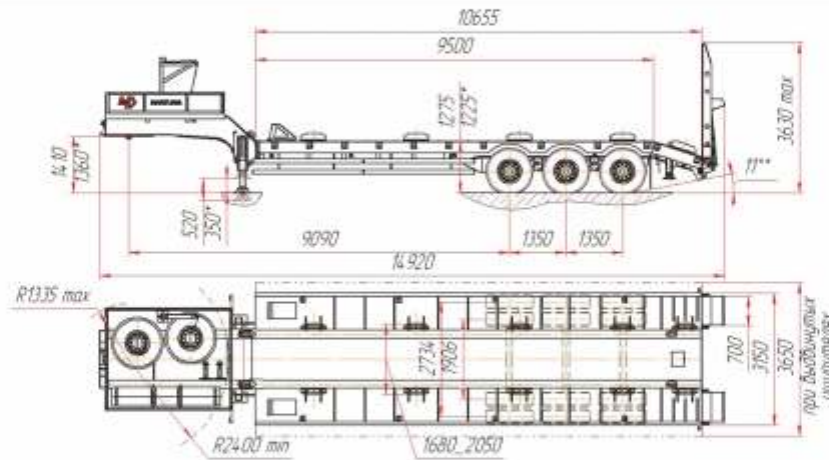
Fixtures for fastening containers

** - Permissible weight distribution at speed 35 km/h

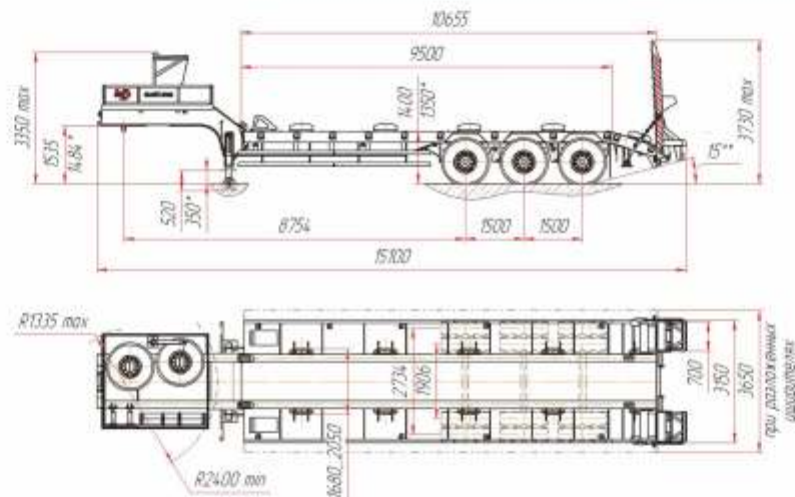
HARTUNG - Special purpose vehicles

tel.: (351) 259-10-10, 259-10-59 e-mail: tral@chkpz.ru www.chkpz.ru

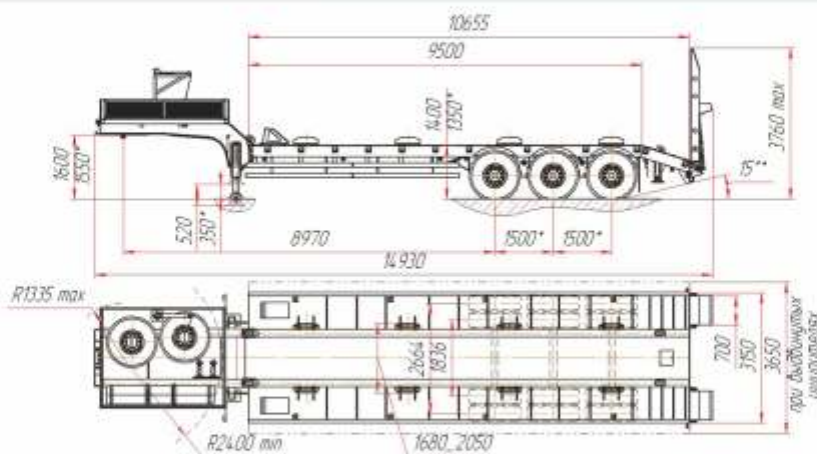
HARTUNG-94335.10-0000010



HARTUNG-94335.35-0000010



HARTUNG-94335.36-0000010



* - dimensions given for gross weight vehicle



High-bed heavy-duty semi-trailers HARTUNG 3-axle, (load carrying capacity 55-75 ton)



HARTUNG-94335

Model	94335-000050	943351-000020
Cargo weight, kg	67 500/73 500**	54 100/59 000**
Unladen mass, kg	20 000	16 500
Gross vehicle weight, kg	87 500/93 500**	70 600/75 500**
Distribution of gross vehicle weight, kg		
on the fifth wheel	27 000	22 000/22 700**
on the dolly	60 500/66 500**	48 600/52 800**
Operation platform dimensions, mm		
Length/distance to ramps	9 500/10 655	11 000/11 810
Width/with extension	3 150/3 650	2 550/3 050
Suspension	Dependent spring suspension BPW	Dependent spring suspension BPW
Tyres	14,00-20 H.C.22	12,00-20 H.C.22
Number of axles/wheels	3/12+2 spare wheels	3/12+2 spare wheels
Kingpin diameter, inch	3,5/2	3,5/2
Type of extension	Telescopic	Telescopic
Ramps	Mechanical, spring-type	Mechanical, spring-type
Ramps angle	18°	18°
Maximum speed, with cargo loaded, km/h	65	65

Design options:

Suspension (BPW, Gigant etc.)

- Dependent spring suspension
- Pneumatic suspension

Ramps:

- mechanical (one and two-section),
- hydraulic (one and two-section),
- rampants
- attachable, light-alloy
- Without ramp (flat platform)

Platform floor

- metallic
- combined with wooden parts

The following parameters can be changed:

- Fifth wheel height
- Operating platform dimensions (length and width)

Options:

Telescopic extensions

Bolsters:

- Attachable
- Telescopic on the frame
- Telescopic in the frame

Anti-slide rails around operating platform

Supporting bars

Electric or hydraulic hoists, chains, turnbuckle etc.

Independent hydraulic power unit with accumulator battery

Platform on the gooseneck + drop-sides on gooseneck

- Steel, removable
- Aluminum, removable

Drop-sides around the platform

Structure and curtain

- On gooseneck
- On the whole semi-trailer

Idle axle

Fixtures for fastening containers

** - Permissible weight distribution at speed 35 km/h

High-bed heavy-duty semi-trailers HARTUNG 4-axle, (load carrying capacity 55-60 ton)



HARTUNG-9434

Model	9434.9-0000010	9434-0000010	9434-0000031
Cargo weight, kg	56 000	56 500	59 000
Unladen mass, kg	14 000	13 500	16 000
Gross vehicle weight, kg	70 000	70 000	75 000
Distribution of gross vehicle weight, kg			
on the fifth wheel	22 000	22 000	27 000
on the dolly	48 000	48 000	48 000
Operation platform dimensions, mm			
Length/distance to ramps	9 000/10 770	9 000/9 810	12 000 x 12 810
Width/with extension	2 500/3 000	2 550/3 000	3150
Suspension	Dependent spring suspension BPW	Dependent spring suspension BPW	Dependent spring suspension BPW
Tyres	Disc wheel, rim 20-11,25/395/85 R20	Disc wheel, rim 20-11,25/395/85 R20	Disc wheel, rim 20-11,25/395/85 R20
Number of axles/wheels	4/8+1 spare wheels	4/8+1 spare wheels	4/8+1 spare wheels
Kingpin diameter, inch	3,5/2	3,5/2	3,5/2
Type of extension	Telescopic	Telescopic	
Ramps	Rampants	Mechanical, spring-type	Mechanical, spring-type
Ramps angle	24°	18°	18°
Maximum speed, with cargo loaded, km/h	65	65	65

Design options:

Suspension (BPW, Gigant etc.)

- Dependent spring suspension
- Pneumatic suspension

Ramps:

- mechanical (one and two-section),
- hydraulic (one and two-section),
- rampants
- attachable, light-alloy
- Without ramp (flat platform)

Platform floor

- metallic
- combined with wooden parts

The following parameters can be changed:

- Fifth wheel height
- Operating platform dimensions (length and width)

Options:

Telescopic extensions

Bolsters:

- Attachable
- Telescopic on the frame
- Telescopic in the frame

Anti-slide rails around operating platform

Supporting bars

Electric or hydraulic hoists, chains, turnbuckle etc.

Independent hydraulic power unit with accumulator battery

Platform on the gooseneck + drop-sides on gooseneck

- Steel, removable
- Aluminum, removable

Drop-sides around the platform

Structure and curtain

- On gooseneck
- On the whole semi-trailer

Idle axle

Fixtures for fastening containers

High-bed heavy-duty semi-trailers HARTUNG 4-axle, (load carrying capacity 85 ton)



HARTUNG-94337

Model	94337-0000010
Cargo weight, kg	85 000
Unladen mass, kg	22 000
Gross vehicle weight, kg	107 000
Distribution of gross vehicle weight, kg	
on the fifth wheel	27 000
on the dolly	80 000
Operation platform dimensions, mm	
Length/distance to ramps	10 000/11 155
Width/with extension	3 150
Suspension	Dependent spring suspension BPW
Tyres	14,00-20 H.C. 22
Number of axles/wheels	4/16+2 spare wheels
Kingpin diameter, inch	3,5/2
Ramps	Mechanical, spring-type
Ramps angle	18°
Maximum speed, with cargo loaded, km/h	65

Design options:

Suspension (BPW, Gigant etc.)

- Dependent spring suspension
- Pneumatic suspension

Ramps:

- mechanical (one and two-section),
- hydraulic (one and two-section),
- rampants
- attachable, light-alloy
- Without ramp (flat platform)

Platform floor

- metallic
- combined with wooden parts

The following parameters can be changed:

- Fifth wheel height
- Operating platform dimensions (length and width)

Options:

Telescopic extensions

Bolsters:

- Attachable
- Telescopic on the frame
- Telescopic in the frame

Anti-slide rails around operating platform

Supporting bars

Electric or hydraulic hoists, chains, turnbuckle etc.

Independent hydraulic power unit with accumulator battery

Platform on the gooseneck + drop-sides on gooseneck

- Steel, removable
- Aluminum, removable

Drop-sides around the platform

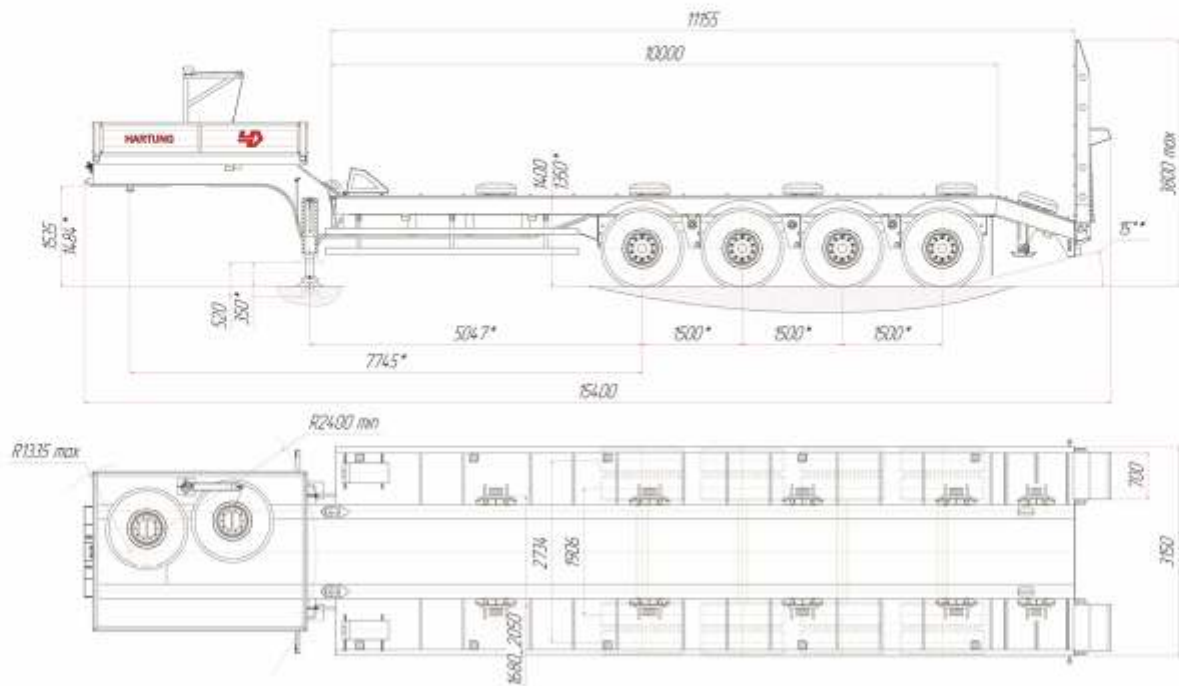
Structure and curtain

- On gooseneck
- On the whole semi-trailer

Idle axle

Fixtures for fastening containers

HARTUNG-94337-0000010



* - dimensions given for gross weight vehicle





HARTUNG

Semi-trailers



CHELYABINSK
FORGE-AND-PRESS
PLANT



HARTUNG-9428

Model	9428-0000011	9428-0000010	9427-0000020
Cargo weight, kg	27 000	27 200	17 300
Unladen mass, kg	8 000	8 000	7 500
Gross vehicle weight, kg	35 000	35 200	24 800
Distribution of gross vehicle weight, kg			
on the fifth wheel	15 000	15 200	8 800
on the dolly	20 000	20 000	16 000
Operation platform dimensions, mm			
Length/distance to ramps	12 220	12 295	12 275
Width/with extension	2 550	2 550	2 550
Suspension	Dependent spring suspension BPW	Dependent spring suspension	Dependent spring suspension
Wheels/Tyres	Disc wheel, rim 7,5-20 10,00 R20	Disc wheel, rim 7,5-20 10,00 R20	1200x500x508 (ИД-П284)
Number of axles/wheels	2/8+1 spare wheel	2/8+1 spare wheel	2/4+1 spare wheel
Kingpin diameter, inch	2	2	2
Maximum speed, with cargo loaded, km/h	90	90	80

Design options:

Suspension and axles :

- Dependent spring suspension (BPW, BMT, L1)
- Pneumatic suspension for vehicles with load carrying capacity up to 43 ton (BPW)

Platform floor

- metallic
- wooden

The following parameters can be changed:

- Fifth wheel height
- Operating platform dimensions (length and width)

Options:

Aluminum removable ramps

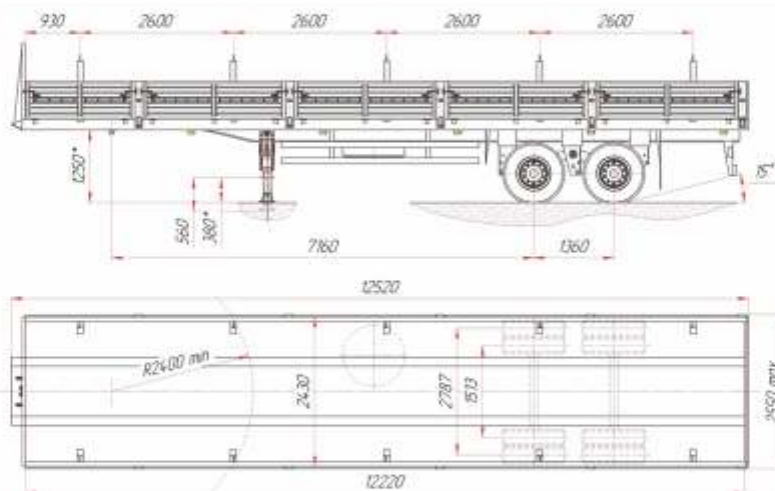
Bolsters:

- Attachable
- Telescopic in the frame

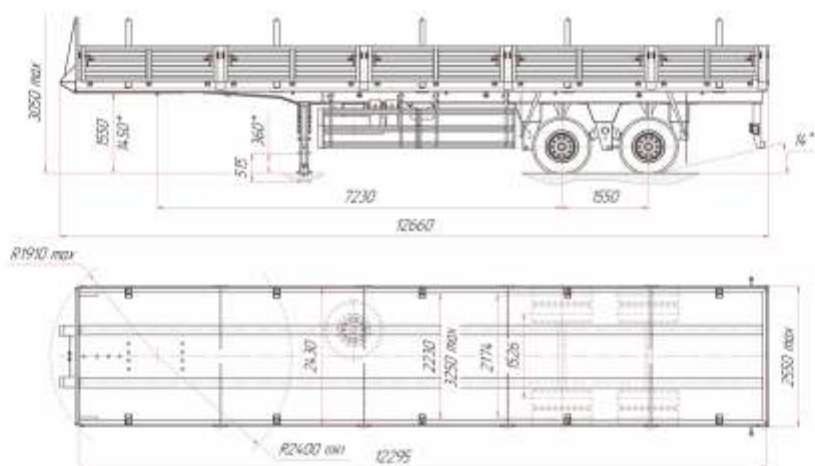
Structure and curtain on the whole semi-trailer

Fixtures for fastening containers

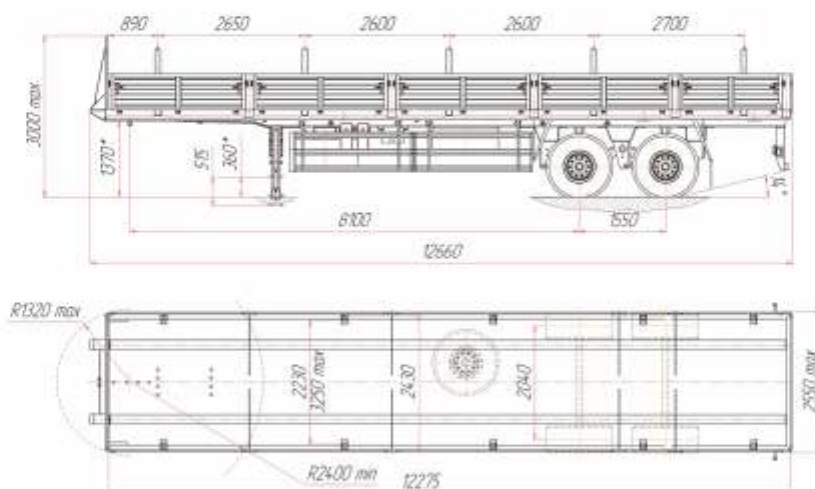
HARTUNG-9428-0000011



HARTUNG-9428-0000010



HARTUNG-9427-0000020



* - dimensions given for gross weight vehicle





HARTUNG-9438

Model	9438-0000010	9437-0000020	9437-0000030
Cargo weight, kg	36 200	25 500	25 000
Unladen mass, kg	9 800	10 500	9 000
Gross vehicle weight, kg	46 000	36 000	34 000
Distribution of gross vehicle weight, kg			
on the fifth wheel	16 000	12 000	10 000
on the dolly	30 000	24 000	24 000
Operation platform dimensions, mm			
Length/distance to ramps	12 295	14 285	12 295
Width/with extension	2 550	2 550	2 550
Suspension	Dependent spring suspension	Dependent spring suspension	Dependent spring suspension
Wheels/Tyres	Disc wheel, rim 8,5-20 12,00 R20	1200x500x508 (ИД-П284)	425/85 R21
Number of axles/wheels	3/12+1 spare wheel	3/6+1 spare wheel	3/6+1 spare wheel
Kingpin diameter, inch	2	2	2
Maximum speed, with cargo loaded, km/h	90	80	90

Design options:

Suspension and axles :

- Dependent spring suspension (BPW, BMT, L1)
- Pneumatic suspension for vehicles with load carrying capacity up to 43 ton (BPW)

Platform floor

- metallic
- wooden

The following parameters can be changed:

- Fifth wheel height
- Operating platform dimensions (length and width)

Options:

Aluminum removable ramps

Bolsters:

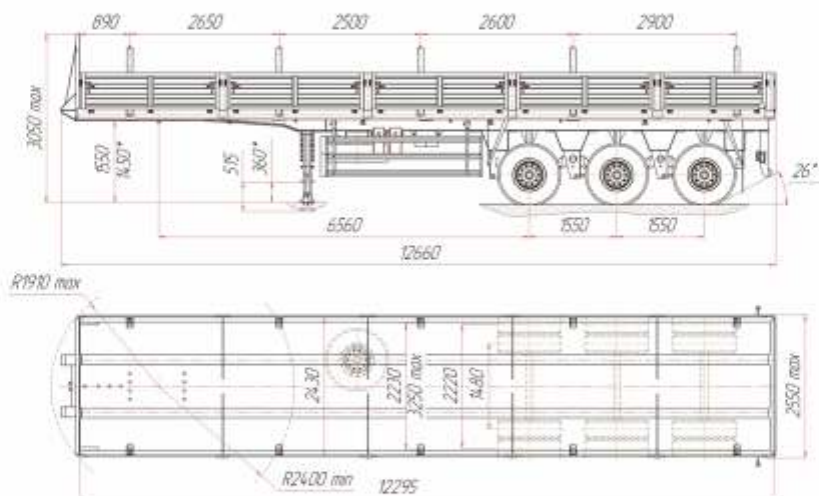
- Attachable
- Telescopic in the frame

Structure and curtain on the whole semi-trailer

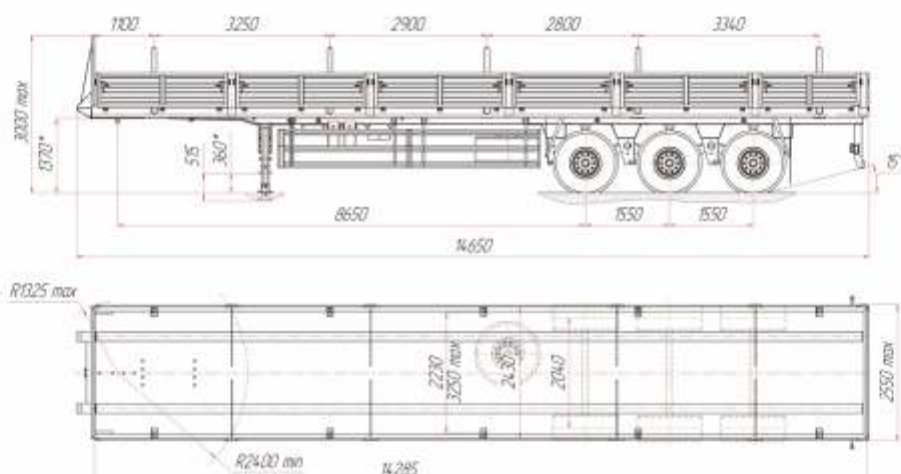
Idle axles

Fixtures for fastening containers

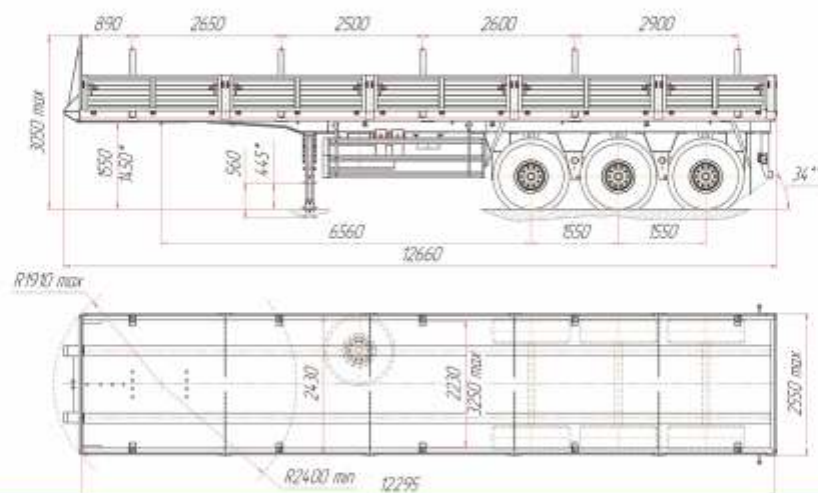
HARTUNG-9438-0000010



HARTUNG-9437-0000020



HARTUNG-9437-0000030



* - dimensions given for gross weight vehicle

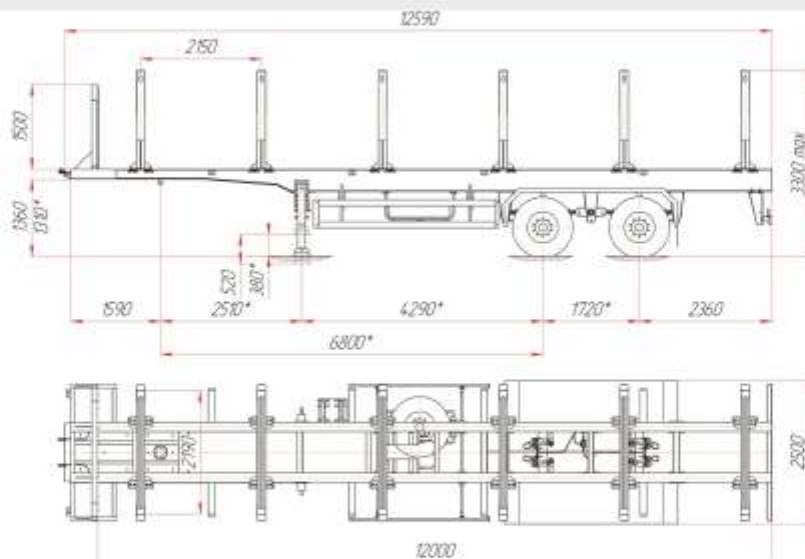




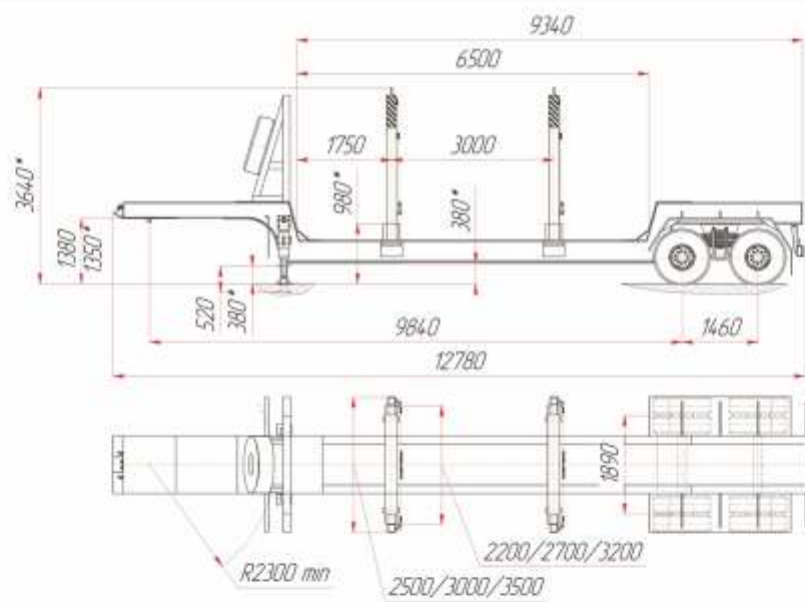
HARTUNG ПОЛУПРИЦЕПЫ

Model	94321-0000010	943211-0000010	94322-0000010
Cargo weight, kg	27 000	20 000	22 700
Unladen mass, kg	6 000	8 000	10 000
Gross vehicle weight, kg	33 000	28 000	32 700
Distribution of gross vehicle weight, kg			
on the fifth wheel	14 000	11 500	13 500
on the dolly	19 000	16 500	19 200
Suspension	Dependent spring suspension	Dependent spring suspension BPW	Dependent spring suspension BPW
length of transported material, mm	12 000		
Operation platform dimensions, mm			
Length/distance to ramps	12 590	6 000 / 8 800	15 240
Width/with extension	2 500	2 500	2 500
Wheels/Tyres	Disc 8,0-20/10,0 R20	10 R20	Disc wheel 7,5-20 11 R20
Number of axles/wheels	2/8+1 spare wheel	2/8+1 spare wheel	2/8+1 spare wheel
Kingpin diameter, inch	2	2	2
Maximum speed, with cargo loaded, km/h	90	40	90

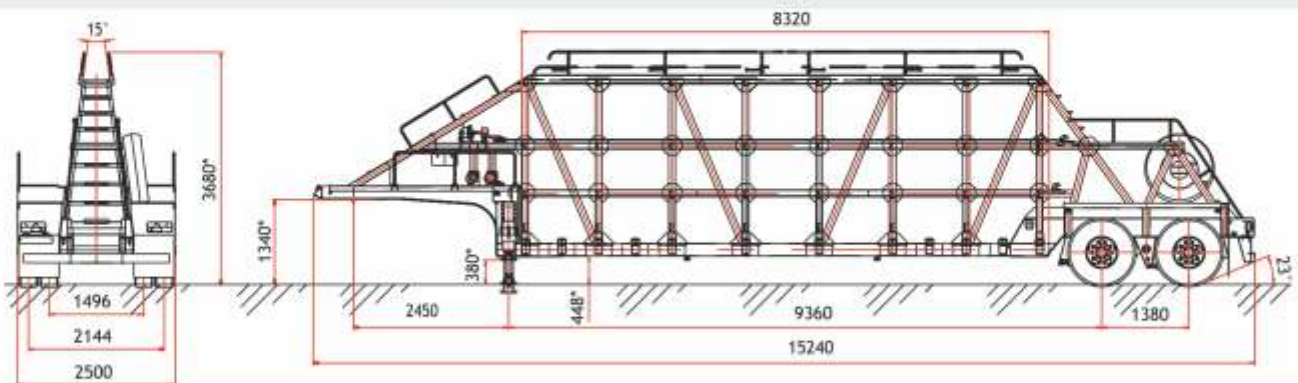
HARTUNG-94321-0000010



HARTUNG-943211-0000010



HARTUNG-94322-0000010



* - dimensions given for gross weight vehicle



**CHELYABINSK
FORGE-AND-PRESS
PLANT**



HARTUNG

Trailers



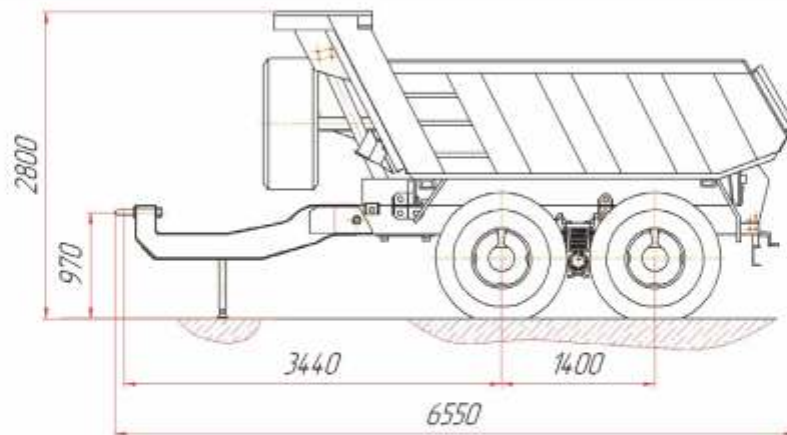
CHELYABINSK
FORGE-AND-PRESS
PLANT



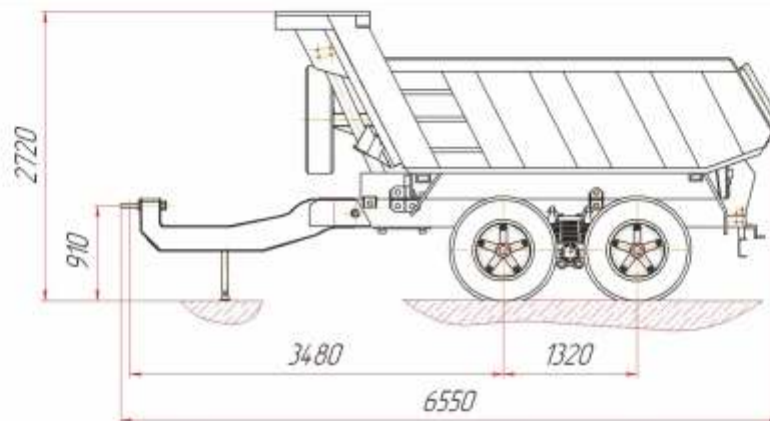
HARTUNG TRAILERS

Model	8559-0000010	8559-0000011	8333-0000010
Cargo weight, kg	8 000	15 000	27 500
Unladen mass, kg	5 100	5 100	8 500
Gross vehicle weight, kg	13 100	20 100	36 000
Distribution of gross vehicle weight, kg			
on the fifth wheel	220	220	12 000
on the axles	12 880	19 880	24 000
Suspension	Dependent spring suspension	Dependent spring suspension	Dependent spring suspension BPW
Dimensions, mm			
Length x width	6 550 x 2 500	6 550 x 2 500	9 700 x 2 550
Wheels/Tyres	Disc wheel, rim 400Г-508/1200x500-508, 156, F	7,0-20/9,00-20 ГОСТ 5513-97	Disc wheel, rim 8,5-20/12.00 R20
Number of axles/wheels	2/4+1 spare wheel	2/8+1 spare wheel	3/12+1 spare wheel
Platform volume, m ³	7,8	7,8	
Maximum speed, with cargo loaded, km/h	70	45	90

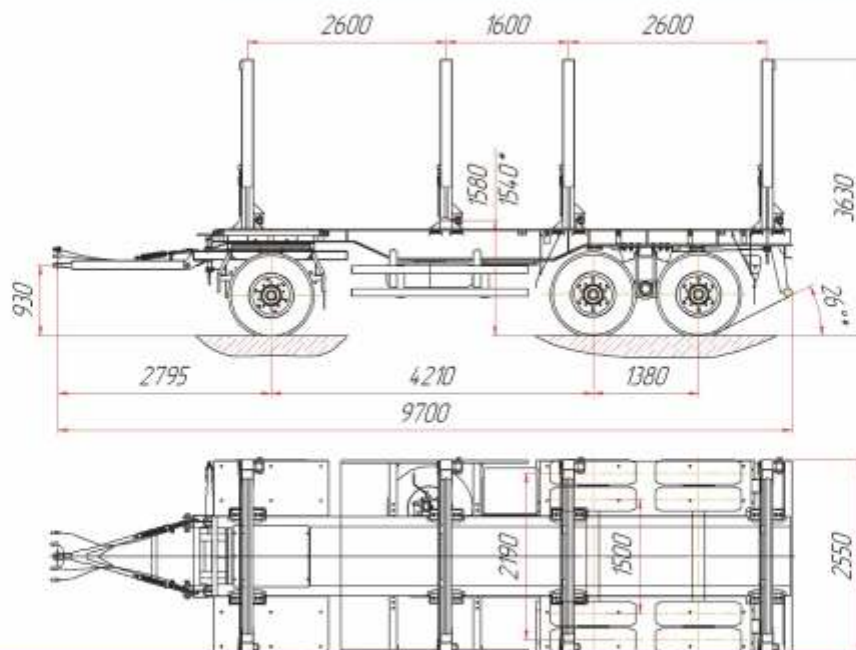
HARTUNG-8559-0000010



HARTUNG-8559-0000011



HARTUNG-8333-0000010



* - dimensions given for gross weight vehicle





CHELYABINSK
FORGE-AND-PRESS
PLANT

CHELYABINSK FORGE-AND- PRESS PLANT
454012, Russia, Chelyabinsk, Gorelova street, 12.
Tel.: 8 (351) 259-10-10, 259-10-59;
Fax: 259-46-61
E-mail: tral@chkpz.ru
www.chkpz.ru
